MONTHLY ACCOUNT STATEMENT

City of Orange | Account #10888 | As of March 31, 2026

CHANDLER ASSET MANAGEMENT | chandlerasset.com

Chandler Team:

For questions about your account, please call (800) 317-4747,
or contact clientservice@chandlerasset.com

Custodian:

US Bank

Information contained herein is confidential. We urge you to compare this statement to the one you receive from your qualified custodian. Please see Important Disclosures at the end of the statement.

PORTFOLIO SUMMARY

City of Orange | Account #10888 | As of March 31, 2026

Portfolio Characteristics

Average Modified Duration	2.58
Average Coupon	3.80%
Average Purchase YTM	4.00%
Average Market YTM	4.04%
Average Credit Quality*	AA+
Average Final Maturity	3.05
Average Life	2.85

Account Summary

	End Values as of 02/28/2026	End Values as of 03/31/2026
Market Value	109,888,534.08	109,020,479.89
Accrued Interest	702,297.06	735,162.22
Total Market Value	**110,590,831.14**	**109,755,642.11**
Income Earned	228,745.58	583,399.84
Cont/WD	15,000,000.00	0.00
Par	108,946,486.25	109,290,271.84
Book Value	108,523,747.93	108,860,229.58
Cost Value	108,393,639.90	108,719,033.72

Top Issuers

United States	37.09%
Federal Home Loan Mortgage Corp	8.67%
Federal Home Loan Banks	8.23%
Farm Credit System	3.83%
International Bank for Recon and Dev	2.41%
Morgan Stanley	2.02%
Mitsubishi UFJ Financial Group, Inc.	1.99%
Chase Issuance Trust	1.81%

Sector Allocation

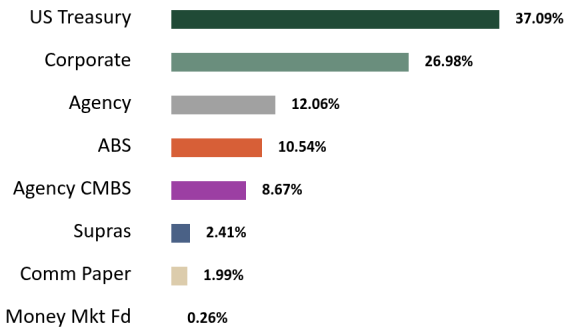

Maturity Distribution

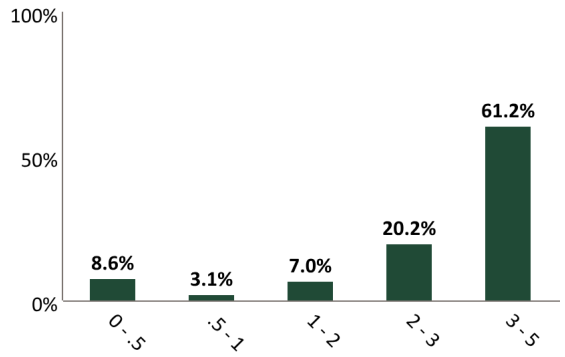

Credit Quality*

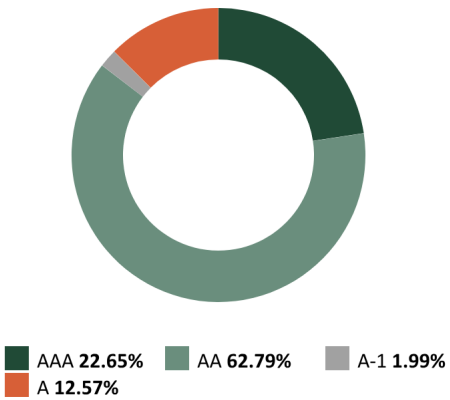

Performance Review

Total Rate of Return**	1M	3M	YTD	1YR	2YRS	3YRS	5YRS	10YRS	Since Inception (01/01/22)
City of Orange	(0.75%)	0.27%	0.27%	4.16%	4.93%	4.47%	--	--	2.07%
Benchmark Return	(0.75%)	0.20%	0.20%	3.87%	4.68%	3.93%	--	--	1.89%

*The average credit quality is a weighted average calculation of the highest of S&P, Moody's and Fitch.
**Periods over 1 year are annualized.
Benchmark: ICE BofA 1-5 Year Unsubordinated US Treasury & Agency Index

RECONCILIATION SUMMARY

City of Orange | Account #10888 | As of March 31, 2026

Maturities / Calls

Month to Date	**(2,000,000.00)**
Fiscal Year to Date	**(21,985,000.00)**

Principal Paydowns

Month to Date	**(95,360.63)**
Fiscal Year to Date	**(624,639.77)**

Purchases

Month to Date	**6,674,590.20**
Fiscal Year to Date	**69,530,556.81**

Sales

Month to Date	**(5,051,590.02)**
Fiscal Year to Date	**(43,656,666.67)**

Interest Received

Month to Date	**564,079.97**
Fiscal Year to Date	**2,929,076.83**

Purchased / Sold Interest

Month to Date	**(30,898.86)**
Fiscal Year to Date	**(81,315.76)**

Accrual Activity Summary

	Month to Date	Fiscal Year to Date (07/01/2025)
Beginning Book Value	108,523,747.93	105,399,801.80
Maturities/Calls	(2,000,000.00)	(21,985,000.00)
Principal Paydowns	(95,360.63)	(624,639.77)
Purchases	6,674,590.20	69,530,556.81
Sales	(5,051,590.02)	(43,656,666.67)
Change in Cash, Payables, Receivables	777,809.50	5,219.43
Amortization/Accretion	17,353.57	147,578.82
Realized Gain (Loss)	13,679.03	43,379.17
Ending Book Value	108,860,229.58	108,860,229.58

Fair Market Activity Summary

	Month to Date	Fiscal Year to Date (07/01/2025)
Beginning Market Value	109,888,534.08	105,780,134.31
Maturities/Calls	(2,000,000.00)	(21,985,000.00)
Principal Paydowns	(95,360.63)	(624,639.77)
Purchases	6,674,590.20	69,530,556.81
Sales	(5,051,590.02)	(43,656,666.67)
Change in Cash, Payables, Receivables	777,809.50	5,219.43
Amortization/Accretion	17,353.57	147,578.82
Change in Net Unrealized Gain (Loss)	(1,204,535.84)	(220,082.21)
Realized Gain (Loss)	13,679.03	43,379.17
Ending Market Value	109,020,479.89	109,020,479.89

Cusip	Security Description	Par Value/ Units	Purchase Date Purchase Yield	Cost Value Book Value	Mkt Price Mkt YTM	Market Value Accrued Int.	% of Port. Gain/Loss	Moody's/ S&P/ Fitch	Maturity Duration
ABS									
43815JAC7	HAROT 2023-1 A3 5.04 04/21/2027	20,305.57	02/16/2023 5.09%	20,301.79 20,304.61	100.12 4.12%	20,329.28 28.43	0.02% 24.67	Aaa/NA AAA	1.06 0.12
47800CAC0	JDOT 2023 A3 5.01 11/15/2027	103,373.67	02/22/2023 3.39%	103,354.83 103,367.17	100.29 4.10%	103,670.14 230.18	0.10% 302.97	Aaa/NA AAA	1.63 0.29
36271VAD9	GMALT 2025-1 A3 4.66 02/21/2028	430,000.00	02/05/2025 4.66%	429,949.26 429,968.24	100.41 4.13%	431,781.06 612.27	0.40% 1,812.82	NA/AAA AAA	1.90 0.72
05592XAD2	BMWOT 2023-A A3 5.47 02/25/2028	54,922.56	07/11/2023 5.47%	54,912.83 54,918.54	100.51 4.01%	55,201.62 50.07	0.05% 283.08	NA/AAA AAA	1.91 0.33
44935DAD1	HALST 2025-B A3 4.53 04/17/2028	330,000.00	04/24/2025 4.53%	329,970.20 329,979.45	100.39 4.20%	331,285.02 664.40	0.30% 1,305.57	NA/AAA AAA	2.05 1.04
02582JJZ4	AMXCA 2023-1 A 4.87 05/15/2026	350,000.00	06/07/2023 4.92%	349,968.96 349,998.72	100.10 4.09%	350,348.25 757.56	0.32% 349.53	NA/AAA AAA	0.12 0.12
362962AD4	GMALT 2025-2 A3 4.58 05/22/2028	985,000.00	-- 4.80%	985,558.36 985,329.40	100.47 4.11%	989,674.81 1,378.45	0.91% 4,345.41	NA/AAA AAA	2.14 0.92
438123AC5	HAROT 2023-4 A3 5.67 06/21/2028	182,741.57	11/01/2023 5.74%	182,709.39 182,726.09	100.87 4.23%	184,329.78 287.82	0.17% 1,603.69	Aaa/NA AAA	2.22 0.55
161571HT4	CHAIT 2023-1 A 5.16 09/15/2028	1,060,000.00	09/07/2023 5.23%	1,059,706.17 1,059,855.58	100.54 3.99%	1,065,750.50 2,430.93	0.98% 5,894.92	NA/AAA AAA	2.46 0.44
02582JKD1	AMXCA 2023-3 A 5.23 09/15/2026	1,055,000.00	09/12/2023 5.29%	1,054,952.84 1,054,992.79	100.58 3.98%	1,061,109.51 2,452.29	0.97% 6,116.72	NA/AAA AAA	0.46 0.44
096919AD7	BMWOT 2024-A A3 5.18 02/26/2029	357,684.95	06/04/2024 5.18%	357,630.62 357,651.42	100.66 4.30%	360,041.37 308.80	0.33% 2,389.95	Aaa/AAA NA	2.91 0.70
47786WAD2	JDOT 2024-B A3 5.2 03/15/2029	508,128.17	06/11/2024 5.81%	508,028.84 508,066.25	100.96 4.07%	513,009.25 1,174.34	0.47% 4,943.00	Aaa/NA AAA	2.96 0.80
44934QAD3	HART 2024-B A3 4.84 03/15/2029	285,000.00	07/16/2024 5.45%	284,956.99 284,972.62	100.59 4.13%	286,668.68 613.07	0.26% 1,696.06	NA/AAA AAA	2.96 0.77
43813YAC6	HAROT 2024-3 A3 4.57 03/21/2029	607,392.26	08/09/2024 4.66%	607,296.84 607,330.38	100.36 4.13%	609,559.43 771.05	0.56% 2,229.06	Aaa/NA AAA	2.97 0.72
58768YAD7	MBALT 2025-A A3 4.61 04/16/2029	530,000.00	05/14/2025 4.66%	529,935.39 529,949.66	100.72 4.21%	533,839.32 1,085.91	0.49% 3,889.66	NA/AAA AAA	3.04 1.61
05522RDJ4	BACCT 2024-1 A 4.93 05/15/2029	505,000.00	06/06/2024 4.93%	504,971.67 504,982.09	101.03 4.02%	510,223.72 1,106.51	0.47% 5,241.63	Aaa/AAA NA	3.12 1.07
47800DAD6	JDOT 2025 A3 4.23 09/17/2029	500,000.00	03/04/2025 5.09%	499,968.55 499,975.90	100.28 4.08%	501,397.00 940.00	0.46% 1,421.10	Aaa/NA AAA	3.47 1.49

City of Orange | Account #10888 | As of March 31, 2026

Cusip	Security Description	Par Value/ Units	Purchase Date Purchase Yield	Cost Value Book Value	Mkt Price Mkt YTM	Market Value Accrued Int.	% of Port. Gain/Loss	Moody's/ S&P/ Fitch	Maturity Duration
43814VAC1	HAROT 2025-1 A3 4.57 09/21/2029	795,000.00	02/04/2025 4.57%	794,975.51 794,981.53	100.66 4.03%	800,255.75 1,009.21	0.73% 5,274.21	NA/AAA AAA	3.48 1.12
096924AD7	BMWOT 2025-A A3 4.56 09/25/2029	680,000.00	02/04/2025 4.56%	679,933.02 679,949.43	100.53 4.10%	683,636.64 516.80	0.63% 3,687.21	Aaa/AAA NA	3.49 1.05
92970QAE5	WFCIT 2024-2 A 4.29 10/15/2029	560,000.00	10/17/2024 4.29%	559,916.78 559,940.78	100.41 4.05%	562,292.08 1,067.73	0.52% 2,351.30	Aaa/AAA NA	3.54 1.46
44935CAD3	HART 2025-A A3 4.32 10/15/2029	635,000.00	03/04/2025 4.84%	634,906.34 634,927.83	100.23 4.17%	636,484.63 1,219.20	0.58% 1,556.80	NA/AAA AAA	3.54 1.25
161571HZ0	CHAIT 2025-1 A 4.16 07/15/2030	900,000.00	02/26/2026 3.70%	910,089.84 909,706.68	100.25 4.08%	902,289.60 1,664.00	0.83% (7,417.08)	NA/AAA AAA	4.29 2.14
Total ABS		**11,434,548.75**	**4.82%**	**11,443,995.02** **11,443,875.16**	**100.51** **4.09%**	**11,493,177.44** **20,369.02**	**10.54%** **49,302.28**		**2.69** **0.99**
AGENCY									
3130ANDF4	FEDERAL HOME LOAN BANKS 0.9 07/29/2026	5,000,000.00	07/29/2021 0.90%	5,010,000.00 5,000,000.00	99.05 3.82%	4,952,670.00 7,750.00	4.54% (47,330.00)	Aa1/AA+ AA+	0.33 0.32
3133EPDJ1	FEDERAL FARM CREDIT BANKS FUNDING CORP 4.375 09/15/2027	2,000,000.00	03/27/2023 3.81%	2,045,720.00 2,014,903.82	100.80 3.81%	2,015,922.00 3,888.89	1.85% 1,018.18	Aa1/AA+ AA+	1.46 1.40
3130AEB25	FEDERAL HOME LOAN BANKS 3.25 06/09/2028	2,000,000.00	07/24/2023 4.15%	1,921,180.00 1,964,595.17	98.96 3.75%	1,979,262.00 20,222.22	1.82% 14,666.83	Aa1/AA+ AA+	2.19 2.07
3130AXQK7	FEDERAL HOME LOAN BANKS 4.75 12/08/2028	2,000,000.00	01/29/2024 4.05%	2,060,660.00 2,033,578.42	102.29 3.84%	2,045,750.00 29,819.44	1.88% 12,171.58	Aa1/AA+ AA+	2.69 2.47
3133ERDH1	FEDERAL FARM CREDIT BANKS FUNDING CORP 4.75 04/30/2029	2,100,000.00	04/29/2024 4.70%	2,104,263.00 2,102,626.44	102.62 3.84%	2,155,028.40 41,839.58	1.98% 52,401.96	Aa1/AA+ AA+	3.08 2.80
Total Agency		**13,100,000.00**	**2.95%**	**13,141,823.00** **13,115,703.85**	**100.39** **3.81%**	**13,148,632.40** **103,520.14**	**12.06%** **32,928.55**		**1.60** **1.49**
AGENCY CMBS									
3137FG6X8	FHMS K-077 A2 3.85 05/25/2028	2,200,000.00	02/11/2026 3.70%	2,202,750.00 2,202,602.92	99.37 4.07%	2,186,120.20 7,058.33	2.01% (16,482.72)	Aa1/AA+ AAA	2.15 1.95
3137FNX54	FHMS K-097 A2 2.508 07/25/2029	2,000,000.00	02/18/2026 3.76%	1,919,062.50 1,921,509.14	95.03 4.11%	1,900,588.00 4,180.00	1.74% (20,921.14)	Aaa/AA+ AA+	3.32 3.09
3137FRUT6	FHMS K-106 A2 2.069 01/25/2030	1,500,000.00	06/12/2025 4.23%	1,365,820.31 1,389,113.71	92.74 4.14%	1,391,094.00 2,586.25	1.28% 1,980.29	Aa1/AA+ AAA	3.82 3.56

Cusip	Security Description	Par Value/ Units	Purchase Date Purchase Yield	Cost Value Book Value	Mkt Price Mkt YTM	Market Value Accrued Int.	% of Port. Gain/Loss	Moody's/ S&P/ Fitch	Maturity Duration
3137HB2L7	FHMS K-753 A2 4.4 10/25/2030	2,000,000.00	02/18/2026 3.87%	2,040,390.63 2,039,501.60	100.49 4.24%	2,009,774.00 7,333.33	1.84% (29,727.60)	Aa1/AA+ AAA	4.57 3.97
3137F8ZV8	FHMS K-123 A2 1.621 12/25/2030	2,200,000.00	02/11/2026 3.98%	1,976,648.44 1,982,142.79	89.15 4.22%	1,961,209.80 2,971.83	1.80% (20,932.99)	Aa1/AA+ AAA	4.74 4.36
Total Agency CMBS		**9,900,000.00**	**3.88%**	**9,504,671.88** **9,534,870.16**	**95.64** **4.16%**	**9,448,786.00** **24,129.75**	**8.67%** **(86,084.16)**		**3.68** **3.35**
CASH									
CCYUSD	Receivable	6,950.57	--	6,950.57 6,950.57	1.00	6,950.57 0.00	0.01% 0.00	Aaa/AAA AAA	0.00 0.00
Total Cash		**6,950.57**		**6,950.57** **6,950.57**	**1.00**	**6,950.57** **0.00**	**0.01%** **0.00**		**0.00** **0.00**
COMMERCIAL PAPER									
62479MH30	MUFG Bank, Ltd., New York Branch 08/03/2026	2,200,000.00	02/13/2026 3.73%	2,162,545.61 2,172,189.55	98.66 3.94%	2,170,572.80 0.00	1.99% (1,616.75)	P-1/A-1 NA	0.34 0.43
Total Commercial Paper		**2,200,000.00**	**3.73%**	**2,162,545.61** **2,172,189.55**	**98.66** **3.94%**	**2,170,572.80** **0.00**	**1.99%** **(1,616.75)**		**0.34** **0.43**
CORPORATE									
24422EXD6	JOHN DEERE CAPITAL CORP 5.15 09/08/2026	505,000.00	09/05/2023 5.18%	504,641.45 504,947.66	100.48 4.01%	507,430.57 1,661.59	0.47% 2,482.91	A1/A A+	0.44 0.43
713448FW3	PEPSICO INC 5.125 11/10/2026	380,000.00	11/08/2023 5.13%	379,897.40 379,979.12	100.53 4.23%	382,010.58 7,627.71	0.35% 2,031.46	A1/A+ NA	0.61 0.50
78016FZW7	ROYAL BANK OF CANADA 4.9 01/12/2028	1,000,000.00	03/30/2023 4.95%	997,990.00 999,251.42	101.16 4.22%	1,011,556.00 10,752.78	0.93% 12,304.58	A1/A AA-	1.79 1.68
06051GGF0	BANK OF AMERICA CORP 3.824 01/20/2028	1,250,000.00	06/27/2024 5.30%	1,206,175.00 1,236,234.46	99.50 5.06%	1,243,767.50 9,427.22	1.14% 7,533.04	A1/A- AA-	1.81 0.78
713448FL7	PEPSICO INC 3.6 02/18/2028	1,500,000.00	03/27/2024 4.49%	1,452,735.00 1,477,131.98	99.22 4.03%	1,488,339.00 6,450.00	1.37% 11,207.02	A1/A+ NA	1.89 1.79
857477CU5	STATE STREET CORP 4.536 02/28/2028	1,285,000.00	02/25/2025 4.51%	1,285,000.00 1,285,000.00	100.67 4.17%	1,293,609.50 5,343.03	1.19% 8,609.50	Aa3/A AA-	1.91 1.73
58933YBH7	MERCK & CO INC 4.05 05/17/2028	1,250,000.00	09/26/2024 3.76%	1,261,775.00 1,256,776.52	100.12 3.99%	1,251,466.25 18,843.75	1.15% (5,310.27)	Aa3/A+ NA	2.13 1.92

City of Orange | Account #10888 | As of March 31, 2026

Cusip	Security Description	Par Value/ Units	Purchase Date Purchase Yield	Cost Value Book Value	Mkt Price Mkt YTM	Market Value Accrued Int.	% of Port. Gain/Loss	Moody's/ S&P/ Fitch	Maturity Duration
91324PEU2	UNITEDHEALTH GROUP INC 4.25 01/15/2029	1,000,000.00	05/28/2024 5.05%	967,180.00 980,214.89	99.82 4.32%	998,223.00 8,972.22	0.92% 18,008.11	A2/A+ A	2.79 2.58
69371RS80	PACCAR FINANCIAL CORP 4.6 01/31/2029	1,200,000.00	03/27/2024 4.70%	1,194,684.00 1,196,888.49	101.46 4.05%	1,217,532.00 9,353.33	1.12% 20,643.51	A1/A+ NA	2.84 2.62
17275RBR2	CISCO SYSTEMS INC 4.85 02/26/2029	1,250,000.00	02/27/2024 4.84%	1,250,650.00 1,250,373.76	101.83 4.17%	1,272,891.25 5,894.10	1.17% 22,517.49	A1/AA- NA	2.91 2.60
002824BR0	ABBOTT LABORATORIES 3.7 03/09/2029	1,000,000.00	-- 3.75%	998,465.00 998,497.21	98.81 4.13%	988,106.00 2,261.11	0.91% (10,391.21)	Aa3/A+ NA	2.94 2.75
437076DC3	HOME DEPOT INC 4.75 06/25/2029	1,250,000.00	06/27/2024 4.82%	1,245,987.50 1,247,400.57	101.54 4.23%	1,269,211.25 15,833.33	1.16% 21,810.68	A2/A A	3.24 2.87
532457CQ9	ELI LILLY AND CO 4.2 08/14/2029	705,000.00	08/12/2024 4.25%	703,456.05 703,959.14	100.09 4.17%	705,667.64 3,865.75	0.65% 1,708.49	Aa3/A+ NA	3.37 3.10
171239AL0	CHUBB INA HOLDINGS LLC 4.65 08/15/2029	1,250,000.00	09/26/2024 4.08%	1,280,725.00 1,271,062.06	101.12 4.29%	1,264,053.75 7,427.08	1.16% (7,008.31)	A2/A A	3.38 3.01
40139LBJ1	GUARDIAN LIFE GLOBAL FUNDING 4.179 09/26/2029	1,300,000.00	11/26/2024 4.67%	1,272,336.00 1,280,020.44	99.08 4.47%	1,287,991.90 754.54	1.18% 7,971.46	Aa1/AA+ NA	3.49 3.21
64952WFK4	NEW YORK LIFE GLOBAL FUNDING 4.6 12/05/2029	830,000.00	12/02/2024 4.61%	829,526.90 829,651.78	100.59 4.42%	834,875.42 12,302.44	0.77% 5,223.64	Aa1/AA+ AAA	3.68 3.30
14913UAX8	CATERPILLAR FINANCIAL SERVICES CORP 4.8 01/08/2030	960,000.00	01/06/2025 4.84%	958,147.20 958,601.78	102.31 4.13%	982,173.12 10,624.00	0.90% 23,571.34	A2/A A+	3.77 3.39
59217GFT1	METROPOLITAN LIFE GLOBAL FUNDING I 4.9 01/09/2030	820,000.00	01/02/2025 4.95%	818,310.80 818,724.31	100.87 4.65%	827,102.84 9,152.11	0.76% 8,378.53	Aa3/AA- AA-	3.78 3.38
57629TBV8	MASSMUTUAL GLOBAL FUNDING II 4.95 01/10/2030	1,200,000.00	-- 4.90%	1,202,338.00 1,201,963.10	101.07 4.64%	1,212,854.40 13,365.00	1.11% 10,891.30	Aa3/AA+ AA+	3.78 3.38
57636QAP9	MASTERCARD INC 3.35 03/26/2030	1,200,000.00	03/30/2026 4.28%	1,159,488.00 1,159,515.82	96.70 4.26%	1,160,433.60 558.33	1.06% 917.78	Aa3/A+ NA	3.99 3.68
24422EYF0	JOHN DEERE CAPITAL CORP 4.375 10/15/2030	1,000,000.00	03/30/2026 4.44%	997,420.00 997,421.56	99.85 4.41%	998,526.00 20,173.61	0.92% 1,104.44	A1/A A+	4.54 4.00
61747YFU4	MORGAN STANLEY 4.654 10/18/2030	2,200,000.00	02/13/2026 4.16%	2,236,300.00 2,235,134.28	99.96 4.68%	2,199,093.60 46,359.01	2.02% (36,040.68)	A1/A- A+	4.55 3.17
828807EB9	SIMON PROPERTY GROUP LP 4.3 01/15/2031	1,400,000.00	02/18/2026 4.23%	1,403,920.00 1,403,828.68	98.55 4.64%	1,379,747.60 13,043.33	1.27% (24,081.08)	A3/A NA	4.79 4.24
46647PEV4	JPMORGAN CHASE & CO 5.14 01/24/2031	1,300,000.00	02/11/2026 4.22%	1,343,264.00 1,341,823.87	101.83 4.62%	1,323,791.30 12,435.94	1.21% (18,032.57)	A1/A AA-	4.82 3.41
025816DY2	AMERICAN EXPRESS CO 5.085 01/30/2031	1,000,000.00	03/30/2026 4.62%	1,016,100.00 1,016,088.51	101.69 4.61%	1,016,915.00 8,616.25	0.93% 826.49	A2/A- A	4.84 3.42

Cusip	Security Description	Par Value/ Units	Purchase Date Purchase Yield	Cost Value Book Value	Mkt Price Mkt YTM	Market Value Accrued Int.	% of Port. Gain/Loss	Moody's/ S&P/ Fitch	Maturity Duration
02079KBK2	ALPHABET INC 4.1 02/15/2031	1,300,000.00	02/12/2026 4.10%	1,300,075.52 1,300,073.60	99.31 4.26%	1,290,966.30 7,106.67	1.18% (9,107.30)	Aa2/AA+ NA	4.88 4.35
Total Corporate		**29,335,000.00**	**4.52%**	**29,266,587.82** **29,330,565.02**	**100.27** **4.36%**	**29,408,335.36** **268,204.26**	**26.98%** **77,770.34**		**3.35** **2.84**
MONEY MARKET FUND									
31846V203	FIRST AMER:GVT OBLG Y	278,772.52	-- 3.28%	278,772.52 278,772.52	1.00 3.28%	278,772.52 0.00	0.26% 0.00	Aaa/ AAAm AAA	0.00 0.00
Total Money Market Fund		**278,772.52**	**3.28%**	**278,772.52** **278,772.52**	**1.00** **3.28%**	**278,772.52** **0.00**	**0.26%** **0.00**		**0.00** **0.00**
SUPRANATIONAL									
459058KT9	INTERNATIONAL BANK FOR RECONSTRUCTION AND DEVELOPM 3.5 07/12/2028	2,000,000.00	07/24/2023 4.19%	1,938,380.00 1,971,688.11	99.32 3.81%	1,986,320.00 15,361.11	1.82% 14,631.89	Aaa/AAA NA	2.28 2.15
459058LR2	INTERNATIONAL BANK FOR RECONSTRUCTION AND DEVELOPM 4.125 03/20/2030	635,000.00	03/14/2025 4.20%	632,733.05 633,201.09	100.81 3.90%	640,141.60 800.36	0.59% 6,940.51	Aaa/AAA NA	3.97 3.63
Total Supranational		**2,635,000.00**	**4.20%**	**2,571,113.05** **2,604,889.20**	**99.68** **3.84%**	**2,626,461.60** **16,161.48**	**2.41%** **21,572.40**		**2.69** **2.51**
US TREASURY									
91282CCZ2	UNITED STATES TREASURY 0.875 09/30/2026	3,000,000.00	09/30/2021 1.01%	2,980,546.88 2,998,061.08	98.59 3.76%	2,957,742.00 71.72	2.71% (40,319.08)	Aa1/AA+ AA+	0.50 0.49
91282CKD2	UNITED STATES TREASURY 4.25 02/28/2029	1,500,000.00	03/27/2024 4.18%	1,504,511.72 1,502,669.89	101.15 3.83%	1,517,226.00 5,543.48	1.39% 14,556.11	Aa1/AA+ AA+	2.91 2.71
91282CKG5	UNITED STATES TREASURY 4.125 03/31/2029	2,200,000.00	05/28/2024 4.53%	2,161,156.25 2,175,928.75	100.83 3.83%	2,218,304.00 247.95	2.03% 42,375.25	Aa1/AA+ AA+	3.00 2.80
91282CKP5	UNITED STATES TREASURY 4.625 04/30/2029	2,000,000.00	-- 4.13%	2,042,382.82 2,027,754.34	102.27 3.84%	2,045,312.00 38,839.78	1.88% 17,557.66	Aa1/AA+ AA+	3.08 2.80
91282CKT7	UNITED STATES TREASURY 4.5 05/31/2029	2,200,000.00	06/13/2024 4.25%	2,224,578.13 2,215,680.09	101.94 3.84%	2,242,625.00 33,181.32	2.06% 26,944.91	Aa1/AA+ AA+	3.17 2.89
91282CLC3	UNITED STATES TREASURY 4.0 07/31/2029	2,500,000.00	-- 3.62%	2,540,527.34 2,528,522.23	100.45 3.86%	2,511,132.50 16,574.59	2.30% (17,389.73)	Aa1/AA+ AA+	3.33 3.08

CHANDLER ASSET MANAGEMENT

City of Orange | Account #10888 | As of March 31, 2026

Cusip	Security Description	Par Value/ Units	Purchase Date Purchase Yield	Cost Value Book Value	Mkt Price Mkt YTM	Market Value Accrued Int.	% of Port. Gain/Loss	Moody's/ S&P/ Fitch	Maturity Duration
91282CFJ5	UNITED STATES TREASURY 3.125 08/31/2029	2,000,000.00	10/30/2024 4.10%	1,915,156.25 1,940,008.50	97.64 3.87%	1,952,890.00 5,434.78	1.79% 12,881.50	Aa1/AA+ AA+	3.42 3.19
91282CFL0	UNITED STATES TREASURY 3.875 09/30/2029	2,200,000.00	10/30/2024 4.10%	2,177,828.13 2,184,214.12	100.01 3.87%	2,200,171.60 232.92	2.02% 15,957.48	Aa1/AA+ AA+	3.50 3.24
91282CFT3	UNITED STATES TREASURY 4.0 10/31/2029	2,500,000.00	04/29/2025 3.77%	2,523,535.16 2,518,727.98	100.40 3.88%	2,509,960.00 41,988.95	2.30% (8,767.98)	Aa1/AA+ AA+	3.59 3.25
91282CMA6	UNITED STATES TREASURY 4.125 11/30/2029	2,400,000.00	12/27/2024 4.45%	2,366,062.50 2,374,698.04	100.83 3.88%	2,419,874.40 33,181.32	2.22% 45,176.36	Aa1/AA+ AA+	3.67 3.33
91282CMG3	UNITED STATES TREASURY 4.25 01/31/2030	2,500,000.00	04/29/2025 3.78%	2,550,488.28 2,540,721.98	101.27 3.89%	2,531,640.00 17,610.50	2.32% (9,081.98)	Aa1/AA+ AA+	3.84 3.49
91282CGQ8	UNITED STATES TREASURY 4.0 02/28/2030	2,700,000.00	-- 4.02%	2,697,195.31 2,697,761.89	100.38 3.89%	2,710,230.30 9,391.30	2.49% 12,468.41	Aa1/AA+ AA+	3.91 3.58
91282CGS4	UNITED STATES TREASURY 3.625 03/31/2030	2,500,000.00	04/29/2025 3.80%	2,480,664.06 2,484,281.47	98.96 3.91%	2,474,120.00 247.61	2.27% (10,161.47)	Aa1/AA+ AA+	4.00 3.68
91282CMZ1	UNITED STATES TREASURY 3.875 04/30/2030	2,700,000.00	05/29/2025 4.03%	2,681,542.97 2,684,687.65	99.89 3.90%	2,697,046.20 43,930.94	2.47% 12,358.55	Aa1/AA+ AA+	4.08 3.68
91282CHF1	UNITED STATES TREASURY 3.75 05/31/2030	2,600,000.00	-- 3.84%	2,589,183.60 2,590,687.74	99.39 3.91%	2,584,155.60 32,678.57	2.37% (6,532.14)	Aa1/AA+ AA+	4.17 3.77
91282CNN7	UNITED STATES TREASURY 3.875 07/31/2030	2,500,000.00	-- 3.68%	2,519,589.84 2,519,115.67	99.83 3.92%	2,495,800.00 16,056.63	2.29% (23,315.67)	Aa1/AA+ AA+	4.33 3.93
91282CNX5	UNITED STATES TREASURY 3.625 08/31/2030	2,400,000.00	09/29/2025 3.74%	2,387,625.00 2,388,892.11	98.77 3.93%	2,370,561.60 7,565.22	2.17% (18,330.51)	Aa1/AA+ AA+	4.42 4.02
Total US Treasury		**40,400,000.00**	**3.77%**	**40,342,574.24 40,372,413.54**	**100.11 3.87%**	**40,438,791.20 302,777.58**	**37.09% 66,377.66**		**3.46 3.16**
Total Portfolio		**109,290,271.84**	**4.00%**	**108,719,033.72 108,860,229.58**	**99.54 4.04%**	**109,020,479.89 735,162.22**	**100.00% 160,250.30**		**3.05 2.58**
Total Market Value + Accrued						**109,755,642.11**			

TRANSACTION LEDGER

City of Orange | Account #10888 | As of March 31, 2026

Transaction Type	Settlement Date	CUSIP	Quantity	Security Description	Price	Acq/ Disp Yield	Amount	Interest Pur/ Sold	Total Amount	Gain/Loss
ACQUISITIONS										
Purchase	03/02/2026	31846V203	206,143.80	FIRST AMER:GVT OBLG Y	1.000	3.30%	(206,143.80)	0.00	(206,143.80)	0.00
Purchase	03/03/2026	31846V203	2,022,962.27	FIRST AMER:GVT OBLG Y	1.000	3.31%	(2,022,962.27)	0.00	(2,022,962.27)	0.00
Purchase	03/16/2026	31846V203	110,579.44	FIRST AMER:GVT OBLG Y	1.000	3.28%	(110,579.44)	0.00	(110,579.44)	0.00
Purchase	03/20/2026	31846V203	3.17	FIRST AMER:GVT OBLG Y	1.000	3.26%	(3.17)	0.00	(3.17)	0.00
Purchase	03/20/2026	31846V203	18,526.12	FIRST AMER:GVT OBLG Y	1.000	3.26%	(18,526.12)	0.00	(18,526.12)	0.00
Purchase	03/23/2026	31846V203	54,129.75	FIRST AMER:GVT OBLG Y	1.000	3.26%	(54,129.75)	0.00	(54,129.75)	0.00
Purchase	03/25/2026	31846V203	61,253.84	FIRST AMER:GVT OBLG Y	1.000	3.27%	(61,253.84)	0.00	(61,253.84)	0.00
Purchase	03/26/2026	31846V203	27,163.50	FIRST AMER:GVT OBLG Y	1.000	3.28%	(27,163.50)	0.00	(27,163.50)	0.00
Purchase	03/31/2026	025816DY2	1,000,000.00	AMERICAN EXPRESS CO 5.085 01/30/2031	101.610	4.62%	(1,016,100.00)	(8,475.00)	(1,024,575.00)	0.00
Purchase	03/31/2026	24422EYF0	1,000,000.00	JOHN DEERE CAPITAL CORP 4.375 10/15/2030	99.742	4.44%	(997,420.00)	(20,173.61)	(1,017,593.61)	0.00
Purchase	03/31/2026	57636QAP9	1,200,000.00	MASTERCARD INC 3.35 03/26/2030	96.624	4.28%	(1,159,488.00)	(558.33)	(1,160,046.33)	0.00
Purchase	03/31/2026	91282CNN7	500,000.00	UNITED STATES TREASURY 3.875 07/31/2030	99.762	3.93%	(498,808.59)	(3,157.80)	(501,966.39)	0.00
Purchase	03/31/2026	91282CLC3	500,000.00	UNITED STATES TREASURY 4.0 07/31/2029	100.402	3.87%	(502,011.72)	(3,259.67)	(505,271.39)	0.00
Total Purchase			**6,700,761.89**				**(6,674,590.20)**	**(35,624.41)**	**(6,710,214.61)**	**0.00**
TOTAL ACQUISITIONS			**6,700,761.89**				**(6,674,590.20)**	**(35,624.41)**	**(6,710,214.61)**	**0.00**

TRANSACTION LEDGER

City of Orange | Account #10888 | As of March 31, 2026

Transaction Type	Settlement Date	CUSIP	Quantity	Security Description	Price	Acq/ Disp Yield	Amount	Interest Pur/ Sold	Total Amount	Gain/Loss
DISPOSITIONS										
Maturity	03/03/2026	74753DC37	(2,000,000.00)	QUALCOMM Incorporated 03/03/2026	100.000	3.65%	2,000,000.00	0.00	2,000,000.00	0.00
Total Maturity			**(2,000,000.00)**				**2,000,000.00**	**0.00**	**2,000,000.00**	**0.00**
Sale	03/02/2026	31846V203	(1,500.00)	FIRST AMER:GVT OBLG Y	1.000	3.30%	1,500.00	0.00	1,500.00	0.00
Sale	03/09/2026	31846V203	(985,461.25)	FIRST AMER:GVT OBLG Y	1.000	3.28%	985,461.25	0.00	985,461.25	0.00
Sale	03/12/2026	31846V203	(6,339.10)	FIRST AMER:GVT OBLG Y	1.000	3.27%	6,339.10	0.00	6,339.10	0.00
Sale	03/31/2026	06368LAQ9	(1,000,000.00)	BANK OF MONTREAL 4.7 09/14/2027	100.470	4.91%	1,004,700.00	(2,219.44)	1,006,919.44	7,461.30
Sale	03/31/2026	91282CKD2	(700,000.00)	UNITED STATES TREASURY 4.25 02/28/2029	101.066	4.18%	707,464.84	(2,506.11)	709,970.95	6,217.72
Sale	03/31/2026	31846V203	(2,346,124.83)	FIRST AMER:GVT OBLG Y	1.000	3.28%	2,346,124.83	0.00	2,346,124.83	0.00
Total Sale			**(5,039,425.18)**				**5,051,590.02**	**(4,725.55)**	**5,056,315.57**	**13,679.02**
TOTAL DISPOSITIONS			**(7,039,425.18)**				**7,051,590.02**	**(4,725.55)**	**7,056,315.57**	**13,679.02**
OTHER TRANSACTIONS										
Coupon	03/01/2026	3137FRUT6	0.00	FHMS K-106 A2 2.069 01/25/2030		4.23%	2,586.25	0.00	2,586.25	0.00
Coupon	03/01/2026	3137F8ZV8	0.00	FHMS K-123 A2 1.621 12/25/2030		3.98%	2,971.83	0.00	2,971.83	0.00
Coupon	03/01/2026	3137HB2L7	0.00	FHMS K-753 A2 4.4 10/25/2030		3.87%	7,333.33	0.00	7,333.33	0.00
Coupon	03/01/2026	3137FNX54	0.00	FHMS K-097 A2 2.508 07/25/2029		3.76%	4,180.00	0.00	4,180.00	0.00

City of Orange | Account #10888 | As of March 31, 2026

Transaction Type	Settlement Date	CUSIP	Quantity	Security Description	Price	Acq/ Disp Yield	Amount	Interest Pur/ Sold	Total Amount	Gain/Loss
Coupon	03/01/2026	3137FG6X8	0.00	FHMS K-077 A2 3.85 05/25/2028		3.70%	7,058.33	0.00	7,058.33	0.00
Coupon	03/08/2026	24422EXD6	0.00	JOHN DEERE CAPITAL CORP 5.15 09/08/2026		5.18%	13,003.75	0.00	13,003.75	0.00
Coupon	03/14/2026	06368LAQ9	0.00	BANK OF MONTREAL 4.7 09/14/2027		4.91%	23,500.00	0.00	23,500.00	0.00
Coupon	03/15/2026	47786WAD2	0.00	JDOT 2024-B A3 5.2 03/15/2029		5.81%	2,210.00	0.00	2,210.00	0.00
Coupon	03/15/2026	44934QAD3	0.00	HART 2024-B A3 4.84 03/15/2029		5.45%	1,149.50	0.00	1,149.50	0.00
Coupon	03/15/2026	02582JKD1	0.00	AMXCA 2023-3 A 5.23 09/15/2026		5.29%	4,598.04	0.00	4,598.04	0.00
Coupon	03/15/2026	161571HT4	0.00	CHAIT 2023-1 A 5.16 09/15/2028		5.23%	4,558.00	0.00	4,558.00	0.00
Coupon	03/15/2026	47800DAD6	0.00	JDOT 2025 A3 4.23 09/17/2029		5.09%	1,762.50	0.00	1,762.50	0.00
Coupon	03/15/2026	05522RDJ4	0.00	BACCT 2024-1 A 4.93 05/15/2029		4.93%	2,074.71	0.00	2,074.71	0.00
Coupon	03/15/2026	02582JJZ4	0.00	AMXCA 2023-1 A 4.87 05/15/2026		4.92%	1,420.42	0.00	1,420.42	0.00
Coupon	03/15/2026	44935CAD3	0.00	HART 2025-A A3 4.32 10/15/2029		4.84%	2,286.00	0.00	2,286.00	0.00
Coupon	03/15/2026	58768YAD7	0.00	MBALT 2025-A A3 4.61 04/16/2029		4.66%	2,036.08	0.00	2,036.08	0.00
Coupon	03/15/2026	44935DAD1	0.00	HALST 2025-B A3 4.53 04/17/2028		4.53%	1,245.75	0.00	1,245.75	0.00
Coupon	03/15/2026	92970QAE5	0.00	WFCIT 2024-2 A 4.29 10/15/2029		4.29%	2,002.00	0.00	2,002.00	0.00
Coupon	03/15/2026	3133EPDJ1	0.00	FEDERAL FARM CREDIT BANKS FUNDING CORP 4.375 09/15/2027		3.81%	43,750.00	0.00	43,750.00	0.00
Coupon	03/15/2026	161571HZ0	0.00	CHAIT 2025-1 A 4.16 07/15/2030		3.70%	3,120.00	0.00	3,120.00	0.00

City of Orange | Account #10888 | As of March 31, 2026

Transaction Type	Settlement Date	CUSIP	Quantity	Security Description	Price	Acq/ Disp Yield	Amount	Interest Pur/ Sold	Total Amount	Gain/Loss
Coupon	03/15/2026	47800CAC0	0.00	JDOT 2023 A3 5.01 11/15/2027		3.39%	483.82	0.00	483.82	0.00
Coupon	03/20/2026	362962AD4	0.00	GMALT 2025-2 A3 4.58 05/22/2028		4.80%	3,759.41	0.00	3,759.41	0.00
Coupon	03/20/2026	36271VAD9	0.00	GMALT 2025-1 A3 4.66 02/21/2028		4.66%	1,669.83	0.00	1,669.83	0.00
Coupon	03/20/2026	459058LR2	0.00	INTERNATIONAL BANK FOR RECONSTRUCTION AND DEVELOPM 4.125 03/20/2030		4.20%	13,100.05	0.00	13,100.05	0.00
Coupon	03/21/2026	438123AC5	0.00	HAROT 2023-4 A3 5.67 06/21/2028		5.74%	939.43	0.00	939.43	0.00
Coupon	03/21/2026	43815JAC7	0.00	HAROT 2023-1 A3 5.04 04/21/2027		5.09%	122.89	0.00	122.89	0.00
Coupon	03/21/2026	43813YAC6	0.00	HAROT 2024-3 A3 4.57 03/21/2029		4.66%	2,399.25	0.00	2,399.25	0.00
Coupon	03/21/2026	43814VAC1	0.00	HAROT 2025-1 A3 4.57 09/21/2029		4.57%	3,027.62	0.00	3,027.62	0.00
Coupon	03/25/2026	05592XAD2	0.00	BMWOT 2023-A A3 5.47 02/25/2028		5.47%	285.15	0.00	285.15	0.00
Coupon	03/25/2026	096919AD7	0.00	BMWOT 2024-A A3 5.18 02/26/2029		5.18%	1,654.96	0.00	1,654.96	0.00
Coupon	03/25/2026	096924AD7	0.00	BMWOT 2025-A A3 4.56 09/25/2029		4.56%	2,584.00	0.00	2,584.00	0.00
Coupon	03/26/2026	40139LBJ1	0.00	GUARDIAN LIFE GLOBAL FUNDING 4.179 09/26/2029		4.67%	27,163.50	0.00	27,163.50	0.00
Coupon	03/31/2026	91282CKG5	0.00	UNITED STATES TREASURY 4.125 03/31/2029		4.53%	45,375.00	0.00	45,375.00	0.00
Coupon	03/31/2026	91282CFL0	0.00	UNITED STATES TREASURY 3.875 09/30/2029		4.10%	42,625.00	0.00	42,625.00	0.00

Transaction Type	Settlement Date	CUSIP	Quantity	Security Description	Price	Acq/ Disp Yield	Amount	Interest Pur/ Sold	Total Amount	Gain/Loss
Coupon	03/31/2026	91282CGS4	0.00	UNITED STATES TREASURY 3.625 03/31/2030		3.80%	45,312.50	0.00	45,312.50	0.00
Coupon	03/31/2026	91282CCZ2	0.00	UNITED STATES TREASURY 0.875 09/30/2026		1.01%	13,125.00	0.00	13,125.00	0.00
Total Coupon			**0.00**				**336,473.90**	**0.00**	**336,473.90**	**0.00**
Custody Fee	03/25/2026	CCYUSD	(737.46)	Cash		0.00%	(737.46)	0.00	(737.46)	0.00
Total Custody Fee			**(737.46)**				**(737.46)**	**0.00**	**(737.46)**	**0.00**
Dividend	03/31/2026	31846V203	0.00	FIRST AMER:GVT OBLG Y		3.28%	6,950.57	0.00	6,950.57	0.00
Total Dividend			**0.00**				**6,950.57**	**0.00**	**6,950.57**	**0.00**
Management Fee	03/12/2026	CCYUSD	(6,339.10)	Cash		0.00%	(6,339.10)	0.00	(6,339.10)	0.00
Total Management Fee			**(6,339.10)**				**(6,339.10)**	**0.00**	**(6,339.10)**	**0.00**
Principal Paydown	03/15/2026	47786WAD2	1,871.83	JDOT 2024-B A3 5.2 03/15/2029		5.81%	1,871.83	--	1,871.83	0.00
Principal Paydown	03/15/2026	47800CAC0	12,510.79	JDOT 2023 A3 5.01 11/15/2027		3.39%	12,510.79	--	12,510.79	(0.00)
Principal Paydown	03/21/2026	438123AC5	16,080.03	HAROT 2023-4 A3 5.67 06/21/2028		5.74%	16,080.03	--	16,080.03	(0.00)
Principal Paydown	03/21/2026	43815JAC7	8,952.79	HAROT 2023-1 A3 5.04 04/21/2027		5.09%	8,952.79	--	8,952.79	0.00
Principal Paydown	03/21/2026	43813YAC6	22,607.74	HAROT 2024-3 A3 4.57 03/21/2029		4.66%	22,607.74	--	22,607.74	(0.00)
Principal Paydown	03/25/2026	05592XAD2	7,634.21	BMWOT 2023-A A3 5.47 02/25/2028		5.47%	7,634.21	--	7,634.21	0.00
Principal Paydown	03/25/2026	096919AD7	25,703.24	BMWOT 2024-A A3 5.18 02/26/2029		5.18%	25,703.24	--	25,703.24	0.01
Total Principal Paydown			**95,360.63**				**95,360.63**	**--**	**95,360.63**	**0.01**
TOTAL OTHER TRANSACTIONS			**88,284.07**				**431,708.54**	**0.00**	**431,708.54**	**0.01**

INCOME EARNED

City of Orange | Account #10888 | As of March 31, 2026

Cusip	Security Description	Trade Date Settle Date Units	Book Value: Begin Book Value: Acq Book Value: Disp Book Value: End	Prior Accrued Inc. Received Ending Accrued Total Interest	Accr. Of Discount Amort. Of Premium Net Accret/Amort Income Earned	Total Income
CASH & EQUIVALENTS						
31846V203	FIRST AMER:GVT OBLG Y	278,772.52	1,117,435.81 2,500,761.89 (3,339,425.18) 278,772.52	0.00 22,962.27 0.00 22,962.27	0.00 0.00 0.00 22,962.27	22,962.27
74753DC37	QUALCOMM Incorporated 03/03/2026	02/24/2026 02/24/2026 0.00	1,999,594.45 0.00 (2,000,000.00) 0.00	0.00 0.00 0.00 0.00	405.55 0.00 405.55 405.55	405.55
CCYUSD	Payable	0.00	(998,465.00) 0.00 0.00 0.00	0.00 0.00 0.00 0.00	0.00 0.00 0.00 0.00	0.00
CCYUSD	Receivable	6,950.57	227,606.07 0.00 0.00 6,950.57	0.00 0.00 0.00 0.00	0.00 0.00 0.00 0.00	0.00
Total Cash & Equivalents		**285,723.09**	**2,346,171.33** **2,500,761.89** **(5,339,425.18)** **285,723.09**	**0.00** **22,962.27** **0.00** **22,962.27**	**405.55** **0.00** **405.55** **23,367.82**	**23,367.82**
FIXED INCOME						
002824BR0	ABBOTT LABORATORIES 3.7 03/09/2029	03/09/2026 1,000,000.00	998,465.00 0.00 0.00 998,497.21	0.00 0.00 2,261.11 2,261.11	32.21 0.00 32.21 2,293.32	2,293.32
02079KBK2	ALPHABET INC 4.1 02/15/2031	02/12/2026 02/17/2026 1,300,000.00	1,300,074.98 0.00 0.00 1,300,073.60	2,665.00 0.00 7,106.67 4,441.67	4.47 (5.85) (1.38) 4,440.28	4,440.28
025816DY2	AMERICAN EXPRESS CO 5.085 01/30/2031	03/30/2026 03/31/2026 1,000,000.00	0.00 1,016,100.00 0.00 1,016,088.51	0.00 (8,475.00) 8,616.25 141.25	0.00 (11.49) (11.49) 129.76	129.76

City of Orange | Account #10888 | As of March 31, 2026

Cusip	Security Description	Trade Date Settle Date Units	Book Value: Begin Book Value: Acq Book Value: Disp Book Value: End	Prior Accrued Inc. Received Ending Accrued Total Interest	Accr. Of Discount Amort. Of Premium Net Accret/Amort Income Earned	Total Income
02582JJZ4	AMXCA 2023-1 A 4.87 05/15/2026	06/07/2023 06/14/2023 350,000.00	349,997.82 0.00 0.00 349,998.72	757.56 1,420.42 757.56 1,420.42	0.90 0.00 0.90 1,421.32	1,421.32
02582JKD1	AMXCA 2023-3 A 5.23 09/15/2026	09/12/2023 09/19/2023 1,055,000.00	1,054,991.45 0.00 0.00 1,054,992.79	2,452.29 4,598.04 2,452.29 4,598.04	1.34 0.00 1.34 4,599.38	4,599.38
05522RDJ4	BACCT 2024-1 A 4.93 05/15/2029	06/06/2024 06/13/2024 505,000.00	504,981.61 0.00 0.00 504,982.09	1,106.51 2,074.71 1,106.51 2,074.71	0.49 0.00 0.49 2,075.20	2,075.20
05592XAD2	BMWOT 2023-A A3 5.47 02/25/2028	07/11/2023 07/18/2023 54,922.56	62,551.98 0.00 (7,634.21) 54,918.54	57.03 285.15 50.07 278.19	0.76 0.00 0.76 278.95	278.95
06051GGF0	BANK OF AMERICA CORP 3.824 01/20/2028	06/27/2024 06/28/2024 1,250,000.00	1,234,782.99 0.00 0.00 1,236,234.46	5,443.89 0.00 9,427.22 3,983.33	1,451.47 0.00 1,451.47 5,434.80	5,434.80
06368LAQ9	BANK OF MONTREAL 4.7 09/14/2027	03/30/2023 03/31/2023 0.00	997,082.99 0.00 (997,238.70) 0.00	21,802.78 25,719.44 0.00 3,916.66	155.71 0.00 155.71 4,072.37	4,072.37
096919AD7	BMWOT 2024-A A3 5.18 02/26/2029	06/04/2024 06/11/2024 357,684.95	383,351.20 0.00 (25,703.23) 357,651.42	330.99 1,654.96 308.80 1,632.77	3.46 0.00 3.46 1,636.23	1,636.23
096924AD7	BMWOT 2025-A A3 4.56 09/25/2029	02/04/2025 02/12/2025 680,000.00	679,948.20 0.00 0.00 679,949.43	516.80 2,584.00 516.80 2,584.00	1.23 0.00 1.23 2,585.23	2,585.23
14913UAX8	CATERPILLAR FINANCIAL SERVICES CORP 4.8 01/08/2030	01/06/2025 01/08/2025 960,000.00	958,570.32 0.00 0.00 958,601.78	6,784.00 0.00 10,624.00 3,840.00	31.45 0.00 31.45 3,871.45	3,871.45

INCOME EARNED

City of Orange | Account #10888 | As of March 31, 2026

Cusip	Security Description	Trade Date Settle Date Units	Book Value: Begin Book Value: Acq Book Value: Disp Book Value: End	Prior Accrued Inc. Received Ending Accrued Total Interest	Accr. Of Discount Amort. Of Premium Net Accret/Amort Income Earned	Total Income
161571HT4	CHAIT 2023-1 A 5.16 09/15/2028	09/07/2023 09/15/2023 1,060,000.00	1,059,850.59 0.00 0.00 1,059,855.58	2,430.93 4,558.00 2,430.93 4,558.00	4.99 0.00 4.99 4,562.99	4,562.99
161571HZ0	CHAIT 2025-1 A 4.16 07/15/2030	02/26/2026 02/27/2026 900,000.00	910,066.62 0.00 0.00 909,706.68	1,664.00 3,120.00 1,664.00 3,120.00	0.00 (359.94) (359.94) 2,760.06	2,760.06
171239AL0	CHUBB INA HOLDINGS LLC 4.65 08/15/2029	09/26/2024 09/27/2024 1,250,000.00	1,271,605.71 0.00 0.00 1,271,062.06	2,583.33 0.00 7,427.08 4,843.75	0.00 (543.65) (543.65) 4,300.10	4,300.10
17275RBR2	CISCO SYSTEMS INC 4.85 02/26/2029	02/27/2024 02/29/2024 1,250,000.00	1,250,385.00 0.00 0.00 1,250,373.76	842.01 0.00 5,894.10 5,052.08	0.00 (11.24) (11.24) 5,040.85	5,040.85
24422EXD6	JOHN DEERE CAPITAL CORP 5.15 09/08/2026	09/05/2023 09/08/2023 505,000.00	504,937.52 0.00 0.00 504,947.66	12,498.05 13,003.75 1,661.59 2,167.29	10.14 0.00 10.14 2,177.43	2,177.43
24422EYF0	JOHN DEERE CAPITAL CORP 4.375 10/15/2030	03/30/2026 03/31/2026 1,000,000.00	0.00 997,420.00 0.00 997,421.56	0.00 (20,173.61) 20,173.61 0.00	1.56 0.00 1.56 1.56	1.56
3130AEB25	FEDERAL HOME LOAN BANKS 3.25 06/09/2028	07/24/2023 07/25/2023 2,000,000.00	1,963,223.23 0.00 0.00 1,964,595.17	14,805.56 0.00 20,222.22 5,416.67	1,371.94 0.00 1,371.94 6,788.60	6,788.60
3130ANDF4	FEDERAL HOME LOAN BANKS 0.9 07/29/2026	07/29/2021 07/29/2021 5,000,000.00	5,000,000.00 0.00 0.00 5,000,000.00	4,000.00 0.00 7,750.00 3,750.00	0.00 0.00 0.00 3,750.00	3,750.00
3130AXQK7	FEDERAL HOME LOAN BANKS 4.75 12/08/2028	01/29/2024 01/30/2024 2,000,000.00	2,034,638.43 0.00 0.00 2,033,578.42	21,902.78 0.00 29,819.44 7,916.67	0.00 (1,060.01) (1,060.01) 6,856.66	6,856.66

INCOME EARNED

City of Orange | Account #10888 | As of March 31, 2026

Cusip	Security Description	Trade Date Settle Date Units	Book Value: Begin Book Value: Acq Book Value: Disp Book Value: End	Prior Accrued Inc. Received Ending Accrued Total Interest	Accr. Of Discount Amort. Of Premium Net Accret/Amort Income Earned	Total Income
3133EPDJ1	FEDERAL FARM CREDIT BANKS FUNDING CORP 4.375 09/15/2027	03/27/2023 03/28/2023 2,000,000.00	2,015,772.28 0.00 0.00 2,014,903.82	40,347.22 43,750.00 3,888.89 7,291.67	0.00 (868.46) (868.46) 6,423.21	6,423.21
3133ERDH1	FEDERAL FARM CREDIT BANKS FUNDING CORP 4.75 04/30/2029	04/29/2024 04/30/2024 2,100,000.00	2,102,698.81 0.00 0.00 2,102,626.44	33,527.08 0.00 41,839.58 8,312.50	0.00 (72.37) (72.37) 8,240.13	8,240.13
3137F8ZV8	FHMS K-123 A2 1.621 12/25/2030	02/11/2026 02/17/2026 2,200,000.00	1,978,181.75 0.00 0.00 1,982,142.79	2,971.83 2,971.83 2,971.83 2,971.83	3,961.04 0.00 3,961.04 6,932.87	6,932.87
3137FG6X8	FHMS K-077 A2 3.85 05/25/2028	02/11/2026 02/17/2026 2,200,000.00	2,202,708.96 0.00 0.00 2,202,602.92	7,058.33 7,058.33 7,058.33 7,058.33	0.00 (106.03) (106.03) 6,952.30	6,952.30
3137FNX54	FHMS K-097 A2 2.508 07/25/2029	02/18/2026 02/23/2026 2,000,000.00	1,919,459.25 0.00 0.00 1,921,509.14	4,180.00 4,180.00 4,180.00 4,180.00	2,049.89 0.00 2,049.89 6,229.89	6,229.89
3137FRUT6	FHMS K-106 A2 2.069 01/25/2030	06/12/2025 06/17/2025 1,500,000.00	1,386,606.43 0.00 0.00 1,389,113.71	2,586.25 2,586.25 2,586.25 2,586.25	2,507.28 0.00 2,507.28 5,093.53	5,093.53
3137HB2L7	FHMS K-753 A2 4.4 10/25/2030	02/18/2026 02/23/2026 2,000,000.00	2,040,246.46 0.00 0.00 2,039,501.60	7,333.33 7,333.33 7,333.33 7,333.33	0.00 (744.86) (744.86) 6,588.47	6,588.47
36271VAD9	GMALT 2025-1 A3 4.66 02/21/2028	02/05/2025 02/12/2025 430,000.00	429,966.82 0.00 0.00 429,968.24	612.27 1,669.83 612.27 1,669.83	1.42 0.00 1.42 1,671.25	1,671.25
362962AD4	GMALT 2025-2 A3 4.58 05/22/2028	05/29/2025 985,000.00	985,352.52 0.00 0.00 985,329.40	1,378.45 3,759.41 1,378.45 3,759.41	0.23 (23.35) (23.12) 3,736.29	3,736.29

City of Orange | Account #10888 | As of March 31, 2026

Cusip	Security Description	Trade Date Settle Date Units	Book Value: Begin Book Value: Acq Book Value: Disp Book Value: End	Prior Accrued Inc. Received Ending Accrued Total Interest	Accr. Of Discount Amort. Of Premium Net Accret/Amort Income Earned	Total Income
40139LBJ1	GUARDIAN LIFE GLOBAL FUNDING 4.179 09/26/2029	11/26/2024 11/27/2024 1,300,000.00	1,279,534.29 0.00 0.00 1,280,020.44	23,390.79 27,163.50 754.54 4,527.25	486.16 0.00 486.16 5,013.41	5,013.41
437076DC3	HOME DEPOT INC 4.75 06/25/2029	06/27/2024 06/28/2024 1,250,000.00	1,247,332.34 0.00 0.00 1,247,400.57	10,885.42 0.00 15,833.33 4,947.92	68.23 0.00 68.23 5,016.15	5,016.15
438123AC5	HAROT 2023-4 A3 5.67 06/21/2028	11/01/2023 11/08/2023 182,741.57	198,804.11 0.00 (16,080.03) 182,726.09	313.14 939.43 287.82 914.10	2.01 0.00 2.01 916.11	916.11
43813YAC6	HAROT 2024-3 A3 4.57 03/21/2029	08/09/2024 08/21/2024 607,392.26	629,933.98 0.00 (22,607.74) 607,330.38	799.75 2,399.25 771.05 2,370.55	4.14 0.00 4.14 2,374.69	2,374.69
43814VAC1	HAROT 2025-1 A3 4.57 09/21/2029	02/04/2025 02/11/2025 795,000.00	794,981.08 0.00 0.00 794,981.53	1,009.21 3,027.62 1,009.21 3,027.62	0.45 0.00 0.45 3,028.07	3,028.07
43815JAC7	HAROT 2023-1 A3 5.04 04/21/2027	02/16/2023 02/24/2023 20,305.57	29,256.86 0.00 (8,952.79) 20,304.61	40.96 122.89 28.43 110.36	0.53 0.00 0.53 110.89	110.89
44934QAD3	HART 2024-B A3 4.84 03/15/2029	07/16/2024 07/24/2024 285,000.00	284,971.83 0.00 0.00 284,972.62	613.07 1,149.50 613.07 1,149.50	0.79 0.00 0.79 1,150.29	1,150.29
44935CAD3	HART 2025-A A3 4.32 10/15/2029	03/04/2025 03/12/2025 635,000.00	634,926.10 0.00 0.00 634,927.83	1,219.20 2,286.00 1,219.20 2,286.00	1.73 0.00 1.73 2,287.73	2,287.73
44935DAD1	HALST 2025-B A3 4.53 04/17/2028	04/24/2025 04/30/2025 330,000.00	329,978.59 0.00 0.00 329,979.45	664.40 1,245.75 664.40 1,245.75	0.85 0.00 0.85 1,246.60	1,246.60

INCOME EARNED

City of Orange | Account #10888 | As of March 31, 2026

Cusip	Security Description	Trade Date Settle Date Units	Book Value: Begin Book Value: Acq Book Value: Disp Book Value: End	Prior Accrued Inc. Received Ending Accrued Total Interest	Accr. Of Discount Amort. Of Premium Net Accret/Amort Income Earned	Total Income
459058KT9	INTERNATIONAL BANK FOR RECONSTRUCTION AND DEVELOPM 3.5 07/12/2028	07/24/2023 07/26/2023 2,000,000.00	1,970,634.48 0.00 0.00 1,971,688.11	9,527.78 0.00 15,361.11 5,833.33	1,053.62 0.00 1,053.62 6,886.96	6,886.96
459058LR2	INTERNATIONAL BANK FOR RECONSTRUCTION AND DEVELOPM 4.125 03/20/2030	03/14/2025 03/20/2025 635,000.00	633,162.60 0.00 0.00 633,201.09	11,714.43 13,100.05 800.36 2,185.99	38.49 0.00 38.49 2,224.47	2,224.47
46647PEV4	JPMORGAN CHASE & CO 5.14 01/24/2031	02/11/2026 02/12/2026 1,300,000.00	1,342,753.95 0.00 0.00 1,341,823.87	6,867.61 0.00 12,435.94 5,568.33	0.00 (930.09) (930.09) 4,638.25	4,638.25
47786WAD2	JDOT 2024-B A3 5.2 03/15/2029	06/11/2024 06/18/2024 508,128.17	509,936.07 0.00 (1,871.83) 508,066.25	1,178.67 2,210.00 1,174.34 2,205.67	2.01 0.00 2.01 2,207.69	2,207.69
47800CAC0	JDOT 2023 A3 5.01 11/15/2027	02/22/2023 03/02/2023 103,373.67	115,876.79 0.00 (12,510.79) 103,367.17	258.04 483.82 230.18 455.96	1.17 0.00 1.17 457.13	457.13
47800DAD6	JDOT 2025 A3 4.23 09/17/2029	03/04/2025 03/11/2025 500,000.00	499,975.31 0.00 0.00 499,975.90	940.00 1,762.50 940.00 1,762.50	0.59 0.00 0.59 1,763.09	1,763.09
532457CQ9	ELI LILLY AND CO 4.2 08/14/2029	08/12/2024 08/14/2024 705,000.00	703,932.93 0.00 0.00 703,959.14	1,398.25 0.00 3,865.75 2,467.50	26.21 0.00 26.21 2,493.71	2,493.71
57629TBV8	MASSMUTUAL GLOBAL FUNDING II 4.95 01/10/2030	1,200,000.00	1,202,007.20 0.00 0.00 1,201,963.10	8,415.00 0.00 13,365.00 4,950.00	8.15 (52.25) (44.10) 4,905.90	4,905.90
57636QAP9	MASTERCARD INC 3.35 03/26/2030	03/30/2026 03/31/2026 1,200,000.00	0.00 1,159,488.00 0.00 1,159,515.82	0.00 (558.33) 558.33 0.00	27.82 0.00 27.82 27.83	27.83

City of Orange | Account #10888 | As of March 31, 2026

Cusip	Security Description	Trade Date Settle Date Units	Book Value: Begin Book Value: Acq Book Value: Disp Book Value: End	Prior Accrued Inc. Received Ending Accrued Total Interest	Accr. Of Discount Amort. Of Premium Net Accret/Amort Income Earned	Total Income
58768YAD7	MBALT 2025-A A3 4.61 04/16/2029	05/14/2025 05/21/2025 530,000.00	529,948.26 0.00 0.00 529,949.66	1,085.91 2,036.08 1,085.91 2,036.08	1.40 0.00 1.40 2,037.48	2,037.48
58933YBH7	MERCK & CO INC 4.05 05/17/2028	09/26/2024 09/27/2024 1,250,000.00	1,257,057.74 0.00 0.00 1,256,776.52	14,625.00 0.00 18,843.75 4,218.75	0.00 (281.22) (281.22) 3,937.53	3,937.53
59217GFT1	METROPOLITAN LIFE GLOBAL FUNDING I 4.9 01/09/2030	01/02/2025 01/09/2025 820,000.00	818,695.63 0.00 0.00 818,724.31	5,803.78 0.00 9,152.11 3,348.33	28.68 0.00 28.68 3,377.01	3,377.01
61747YFU4	MORGAN STANLEY 4.654 10/18/2030	02/13/2026 02/17/2026 2,200,000.00	2,235,974.68 0.00 0.00 2,235,134.28	37,826.68 0.00 46,359.01 8,532.33	0.00 (840.40) (840.40) 7,691.93	7,691.93
62479MH30	MUFG Bank, Ltd., New York Branch 08/03/2026	02/13/2026 02/17/2026 2,200,000.00	2,165,236.94 0.00 0.00 2,172,189.55	0.00 0.00 0.00 0.00	6,952.61 0.00 6,952.61 6,952.61	6,952.61
64952WFK4	NEW YORK LIFE GLOBAL FUNDING 4.6 12/05/2029	12/02/2024 12/05/2024 830,000.00	829,643.75 0.00 0.00 829,651.78	9,120.78 0.00 12,302.44 3,181.67	8.03 0.00 8.03 3,189.70	3,189.70
69371RS80	PACCAR FINANCIAL CORP 4.6 01/31/2029	03/27/2024 03/28/2024 1,200,000.00	1,196,795.38 0.00 0.00 1,196,888.49	4,753.33 0.00 9,353.33 4,600.00	93.11 0.00 93.11 4,693.11	4,693.11
713448FL7	PEPSICO INC 3.6 02/18/2028	03/27/2024 03/28/2024 1,500,000.00	1,476,101.59 0.00 0.00 1,477,131.98	1,950.00 0.00 6,450.00 4,500.00	1,030.39 0.00 1,030.39 5,530.39	5,530.39
713448FW3	PEPSICO INC 5.125 11/10/2026	11/08/2023 11/10/2023 380,000.00	379,976.22 0.00 0.00 379,979.12	6,004.79 0.00 7,627.71 1,622.92	2.90 0.00 2.90 1,625.82	1,625.82

INCOME EARNED

City of Orange | Account #10888 | As of March 31, 2026

Cusip	Security Description	Trade Date Settle Date Units	Book Value: Begin Book Value: Acq Book Value: Disp Book Value: End	Prior Accrued Inc. Received Ending Accrued Total Interest	Accr. Of Discount Amort. Of Premium Net Accret/Amort Income Earned	Total Income
78016FZW7	ROYAL BANK OF CANADA 4.9 01/12/2028	03/30/2023 03/31/2023 1,000,000.00	999,215.78 0.00 0.00 999,251.42	6,669.44 0.00 10,752.78 4,083.33	35.65 0.00 35.65 4,118.98	4,118.98
828807EB9	SIMON PROPERTY GROUP LP 4.3 01/15/2031	02/18/2026 02/19/2026 1,400,000.00	1,403,897.73 0.00 0.00 1,403,828.68	8,026.67 0.00 13,043.33 5,016.67	0.00 (69.05) (69.05) 4,947.62	4,947.62
857477CU5	STATE STREET CORP 4.536 02/28/2028	02/25/2025 02/28/2025 1,285,000.00	1,285,000.00 0.00 0.00 1,285,000.00	485.73 29,143.80 5,343.03 34,001.10	0.00 0.00 0.00 34,001.10	34,001.10
91282CCZ2	UNITED STATES TREASURY 0.875 09/30/2026	09/30/2021 09/30/2021 3,000,000.00	2,997,730.82 0.00 0.00 2,998,061.08	10,961.54 13,125.00 71.72 2,235.18	330.26 0.00 330.26 2,565.44	2,565.44
91282CFJ5	UNITED STATES TREASURY 3.125 08/31/2029	10/30/2024 10/31/2024 2,000,000.00	1,938,518.33 0.00 0.00 1,940,008.50	169.84 31,250.00 5,434.78 36,514.95	1,490.17 0.00 1,490.17 38,005.12	38,005.12
91282CFL0	UNITED STATES TREASURY 3.875 09/30/2029	10/30/2024 10/31/2024 2,200,000.00	2,183,831.21 0.00 0.00 2,184,214.12	35,598.90 42,625.00 232.92 7,259.02	382.91 0.00 382.91 7,641.93	7,641.93
91282CFT3	UNITED STATES TREASURY 4.0 10/31/2029	04/29/2025 04/30/2025 2,500,000.00	2,519,171.50 0.00 0.00 2,518,727.98	33,425.41 0.00 41,988.95 8,563.54	0.00 (443.52) (443.52) 8,120.02	8,120.02
91282CGQ8	UNITED STATES TREASURY 4.0 02/28/2030	2,700,000.00	2,697,713.34 0.00 0.00 2,697,761.89	293.48 54,000.00 9,391.30 63,097.83	48.55 0.00 48.55 63,146.38	63,146.38
91282CGS4	UNITED STATES TREASURY 3.625 03/31/2030	04/29/2025 04/30/2025 2,500,000.00	2,483,947.72 0.00 0.00 2,484,281.47	37,843.41 45,312.50 247.61 7,716.70	333.75 0.00 333.75 8,050.45	8,050.45

City of Orange | Account #10888 | As of March 31, 2026

Cusip	Security Description	Trade Date Settle Date Units	Book Value: Begin Book Value: Acq Book Value: Disp Book Value: End	Prior Accrued Inc. Received Ending Accrued Total Interest	Accr. Of Discount Amort. Of Premium Net Accret/Amort Income Earned	Total Income
91282CHF1	UNITED STATES TREASURY 3.75 05/31/2030	2,600,000.00	2,590,497.94 0.00 0.00 2,590,687.74	24,375.00 0.00 32,678.57 8,303.57	201.57 (11.78) 189.80 8,493.37	8,493.37
91282CKD2	UNITED STATES TREASURY 4.25 02/28/2029	03/27/2024 03/28/2024 1,500,000.00	2,204,029.94 0.00 (701,247.12) 1,502,669.89	254.08 49,256.11 5,543.48 54,545.51	0.00 (112.92) (112.92) 54,432.59	54,432.59
91282CKG5	UNITED STATES TREASURY 4.125 03/31/2029	05/28/2024 05/29/2024 2,200,000.00	2,175,247.28 0.00 0.00 2,175,928.75	37,895.60 45,375.00 247.95 7,727.35	681.47 0.00 681.47 8,408.82	8,408.82
91282CKP5	UNITED STATES TREASURY 4.625 04/30/2029	2,000,000.00	2,028,519.12 0.00 0.00 2,027,754.34	30,918.51 0.00 38,839.78 7,921.27	0.00 (764.79) (764.79) 7,156.48	7,156.48
91282CKT7	UNITED STATES TREASURY 4.5 05/31/2029	06/13/2024 06/14/2024 2,200,000.00	2,216,100.57 0.00 0.00 2,215,680.09	24,750.00 0.00 33,181.32 8,431.32	0.00 (420.49) (420.49) 8,010.83	8,010.83
91282CLC3	UNITED STATES TREASURY 4.0 07/31/2029	2,500,000.00	2,027,187.50 502,011.72 0.00 2,528,522.23	6,408.84 (3,259.67) 16,574.59 6,906.08	0.00 (676.98) (676.98) 6,229.09	6,229.09
91282CMA6	UNITED STATES TREASURY 4.125 11/30/2029	12/27/2024 12/30/2024 2,400,000.00	2,374,112.26 0.00 0.00 2,374,698.04	24,750.00 0.00 33,181.32 8,431.32	585.78 0.00 585.78 9,017.10	9,017.10
91282CMG3	UNITED STATES TREASURY 4.25 01/31/2030	04/29/2025 04/30/2025 2,500,000.00	2,541,623.04 0.00 0.00 2,540,721.98	8,511.74 0.00 17,610.50 9,098.76	0.00 (901.06) (901.06) 8,197.70	8,197.70
91282CMZ1	UNITED STATES TREASURY 3.875 04/30/2030	05/29/2025 05/30/2025 2,700,000.00	2,684,369.07 0.00 0.00 2,684,687.65	34,971.34 0.00 43,930.94 8,959.60	318.58 0.00 318.58 9,278.18	9,278.18

INCOME EARNED

City of Orange | Account #10888 | As of March 31, 2026

Cusip	Security Description	Trade Date Settle Date Units	Book Value: Begin Book Value: Acq Book Value: Disp Book Value: End	Prior Accrued Inc. Received Ending Accrued Total Interest	Accr. Of Discount Amort. Of Premium Net Accret/Amort Income Earned	Total Income
91282CNN7	UNITED STATES TREASURY 3.875 07/31/2030	2,500,000.00	2,020,704.23 498,808.59 0.00 2,519,115.67	6,208.56 (3,157.80) 16,056.63 6,690.27	0.75 (397.91) (397.16) 6,293.11	6,293.11
91282CNX5	UNITED STATES TREASURY 3.625 08/31/2030	09/29/2025 09/29/2025 2,400,000.00	2,388,678.63 0.00 0.00 2,388,892.11	236.41 43,500.00 7,565.22 50,828.80	213.48 0.00 213.48 51,042.29	51,042.29
91324PEU2	UNITEDHEALTH GROUP INC 4.25 01/15/2029	05/28/2024 05/29/2024 1,000,000.00	979,613.58 0.00 0.00 980,214.89	5,430.56 0.00 8,972.22 3,541.67	601.31 0.00 601.31 4,142.98	4,142.98
92970QAE5	WFCIT 2024-2 A 4.29 10/15/2029	10/17/2024 10/24/2024 560,000.00	559,939.36 0.00 0.00 559,940.78	1,067.73 2,002.00 1,067.73 2,002.00	1.42 0.00 1.42 2,003.42	2,003.42
Total Fixed Income		**109,004,548.75**	**106,177,576.61 4,173,828.31 (1,793,846.44) 108,574,506.49**	**702,297.06 510,218.84 735,162.22 543,084.00**	**26,657.71 (9,709.69) 16,948.02 560,032.02**	**560,032.02**
TOTAL PORTFOLIO		**109,290,271.84**	**108,523,747.93 6,674,590.20 (7,133,271.62) 108,860,229.58**	**702,297.06 533,181.11 735,162.22 566,046.27**	**27,063.26 (9,709.69) 17,353.57 583,399.84**	**583,399.84**

CASH FLOW REPORT

City of Orange | Account #10888 | As of March 31, 2026

Payment Date	Transaction Type	CUSIP	Quantity	Security Description	Principal Amount	Income	Total Amount
APRIL 2026							
04/01/2026	Dividend	31846V203	0.00	FIRST AMER:GVT OBLG Y	6,950.57		6,950.57
04/15/2026	Coupon	02582JJZ4	350,000.00	AMXCA 2023-1 A 4.87 05/15/2026		1,420.42	1,420.42
04/15/2026	Coupon	02582JKD1	1,055,000.00	AMXCA 2023-3 A 5.23 09/15/2026		4,598.04	4,598.04
04/15/2026	Coupon	05522RDJ4	505,000.00	BACCT 2024-1 A 4.93 05/15/2029		2,074.71	2,074.71
04/15/2026	Coupon	161571HT4	1,060,000.00	CHAIT 2023-1 A 5.16 09/15/2028		4,558.00	4,558.00
04/15/2026	Coupon	161571HZ0	900,000.00	CHAIT 2025-1 A 4.16 07/15/2030		3,120.00	3,120.00
04/15/2026	Coupon	24422EYF0	1,000,000.00	JOHN DEERE CAPITAL CORP 4.375 10/15/2030		21,875.00	21,875.00
04/15/2026	Coupon	44934QAD3	285,000.00	HART 2024-B A3 4.84 03/15/2029		1,149.50	1,149.50
04/15/2026	Principal Paydown	44934QAD3	285,000.00	HART 2024-B A3 4.84 03/15/2029	2,968.38		2,968.38
04/15/2026	Coupon	44935CAD3	635,000.00	HART 2025-A A3 4.32 10/15/2029		2,286.00	2,286.00
04/15/2026	Coupon	44935DAD1	330,000.00	HALST 2025-B A3 4.53 04/17/2028		1,245.75	1,245.75
04/15/2026	Coupon	47786WAD2	508,128.17	JDOT 2024-B A3 5.2 03/15/2029		2,201.89	2,201.89
04/15/2026	Principal Paydown	47786WAD2	508,128.17	JDOT 2024-B A3 5.2 03/15/2029	34,400.60		34,400.60
04/15/2026	Coupon	47800CAC0	103,373.67	JDOT 2023 A3 5.01 11/15/2027		458.24	458.24
04/15/2026	Principal Paydown	47800CAC0	103,373.67	JDOT 2023 A3 5.01 11/15/2027	14,961.06		14,961.06
04/15/2026	Coupon	47800DAD6	500,000.00	JDOT 2025 A3 4.23 09/17/2029		1,762.50	1,762.50
04/15/2026	Coupon	58768YAD7	530,000.00	MBALT 2025-A A3 4.61 04/16/2029		2,036.08	2,036.08
04/15/2026	Coupon	92970QAE5	560,000.00	WFCIT 2024-2 A 4.29 10/15/2029		2,002.00	2,002.00
04/20/2026	Coupon	36271VAD9	430,000.00	GMALT 2025-1 A3 4.66 02/21/2028		1,669.83	1,669.83
04/20/2026	Coupon	362962AD4	985,000.00	GMALT 2025-2 A3 4.58 05/22/2028		3,759.42	3,759.42
04/20/2026	Coupon	61747YFU4	2,200,000.00	MORGAN STANLEY 4.654 10/18/2030		51,194.00	51,194.00
04/21/2026	Coupon	438123AC5	182,741.57	HAROT 2023-4 A3 5.67 06/21/2028		888.50	888.50
04/21/2026	Principal Paydown	438123AC5	182,741.57	HAROT 2023-4 A3 5.67 06/21/2028	15,320.56		15,320.56
04/21/2026	Coupon	43813YAC6	607,392.26	HAROT 2024-3 A3 4.57 03/21/2029		2,399.25	2,399.25
04/21/2026	Principal Paydown	43813YAC6	607,392.26	HAROT 2024-3 A3 4.57 03/21/2029	18,287.21		18,287.21
04/21/2026	Coupon	43814VAC1	795,000.00	HAROT 2025-1 A3 4.57 09/21/2029		3,027.63	3,027.63
04/21/2026	Coupon	43815JAC7	20,305.57	HAROT 2023-1 A3 5.04 04/21/2027		116.66	116.66
04/21/2026	Principal Paydown	43815JAC7	20,305.57	HAROT 2023-1 A3 5.04 04/21/2027	8,875.13		8,875.13
04/27/2026	Coupon	05592XAD2	54,922.56	BMWOT 2023-A A3 5.47 02/25/2028		250.36	250.36
04/27/2026	Principal Paydown	05592XAD2	54,922.56	BMWOT 2023-A A3 5.47 02/25/2028	2,681.22		2,681.22
04/27/2026	Coupon	096919AD7	357,684.95	BMWOT 2024-A A3 5.18 02/26/2029		1,544.01	1,544.01

Payment Date	Transaction Type	CUSIP	Quantity	Security Description	Principal Amount	Income	Total Amount
04/27/2026	Principal Paydown	096919AD7	357,684.95	BMWOT 2024-A A3 5.18 02/26/2029	5,329.01		5,329.01
04/27/2026	Coupon	096924AD7	680,000.00	BMWOT 2025-A A3 4.56 09/25/2029		2,584.00	2,584.00
04/27/2026	Coupon	3137F8ZV8	2,200,000.00	FHMS K-123 A2 1.621 12/25/2030		2,971.83	2,971.83
04/27/2026	Coupon	3137FG6X8	2,200,000.00	FHMS K-077 A2 3.85 05/25/2028		7,058.33	7,058.33
04/27/2026	Coupon	3137FNX54	2,000,000.00	FHMS K-097 A2 2.508 07/25/2029		4,180.00	4,180.00
04/27/2026	Coupon	3137FRUT6	1,500,000.00	FHMS K-106 A2 2.069 01/25/2030		2,586.25	2,586.25
04/27/2026	Coupon	3137HB2L7	2,000,000.00	FHMS K-753 A2 4.4 10/25/2030		7,333.33	7,333.33
04/30/2026	Coupon	3133ERDH1	2,100,000.00	FEDERAL FARM CREDIT BANKS FUNDING CORP 4.75 04/30/2029		49,875.00	49,875.00
04/30/2026	Coupon	91282CFT3	2,500,000.00	UNITED STATES TREASURY 4.0 10/31/2029		50,000.00	50,000.00
04/30/2026	Coupon	91282CKP5	2,000,000.00	UNITED STATES TREASURY 4.625 04/30/2029		46,250.00	46,250.00
04/30/2026	Coupon	91282CMZ1	2,700,000.00	UNITED STATES TREASURY 3.875 04/30/2030		52,312.50	52,312.50
April 2026 Total					**109,773.73**	**340,789.02**	**450,562.75**
MAY 2026							
05/11/2026	Coupon	713448FW3	380,000.00	PEPSICO INC 5.125 11/10/2026		9,737.50	9,737.50
05/15/2026	Coupon	02582JJZ4	350,000.00	AMXCA 2023-1 A 4.87 05/15/2026		1,420.42	1,420.42
05/15/2026	Final Maturity	02582JJZ4	350,000.00	AMXCA 2023-1 A 4.87 05/15/2026	350,000.00		350,000.00
05/15/2026	Coupon	02582JKD1	1,055,000.00	AMXCA 2023-3 A 5.23 09/15/2026		4,598.04	4,598.04
05/15/2026	Coupon	05522RDJ4	505,000.00	BACCT 2024-1 A 4.93 05/15/2029		2,074.71	2,074.71
05/15/2026	Coupon	161571HT4	1,060,000.00	CHAIT 2023-1 A 5.16 09/15/2028		4,558.00	4,558.00
05/15/2026	Coupon	161571HZ0	900,000.00	CHAIT 2025-1 A 4.16 07/15/2030		3,120.00	3,120.00
05/15/2026	Coupon	44934QAD3	285,000.00	HART 2024-B A3 4.84 03/15/2029		1,137.53	1,137.53
05/15/2026	Principal Paydown	44934QAD3	285,000.00	HART 2024-B A3 4.84 03/15/2029	15,883.28		15,883.28
05/15/2026	Coupon	44935CAD3	635,000.00	HART 2025-A A3 4.32 10/15/2029		2,286.00	2,286.00
05/15/2026	Coupon	44935DAD1	330,000.00	HALST 2025-B A3 4.53 04/17/2028		1,245.75	1,245.75
05/15/2026	Coupon	47786WAD2	508,128.17	JDOT 2024-B A3 5.2 03/15/2029		2,052.82	2,052.82
05/15/2026	Principal Paydown	47786WAD2	508,128.17	JDOT 2024-B A3 5.2 03/15/2029	31,665.68		31,665.68
05/15/2026	Coupon	47800CAC0	103,373.67	JDOT 2023 A3 5.01 11/15/2027		395.78	395.78
05/15/2026	Principal Paydown	47800CAC0	103,373.67	JDOT 2023 A3 5.01 11/15/2027	14,976.79		14,976.79
05/15/2026	Coupon	47800DAD6	500,000.00	JDOT 2025 A3 4.23 09/17/2029		1,762.50	1,762.50
05/15/2026	Coupon	58768YAD7	530,000.00	MBALT 2025-A A3 4.61 04/16/2029		2,036.08	2,036.08
05/15/2026	Coupon	92970QAE5	560,000.00	WFCIT 2024-2 A 4.29 10/15/2029		2,002.00	2,002.00

City of Orange | Account #10888 | As of March 31, 2026

Payment Date	Transaction Type	CUSIP	Quantity	Security Description	Principal Amount	Income	Total Amount
05/18/2026	Coupon	58933YBH7	1,250,000.00	MERCK & CO INC 4.05 05/17/2028		25,312.50	25,312.50
05/20/2026	Coupon	36271VAD9	430,000.00	GMALT 2025-1 A3 4.66 02/21/2028		1,669.83	1,669.83
05/20/2026	Coupon	362962AD4	985,000.00	GMALT 2025-2 A3 4.58 05/22/2028		3,759.42	3,759.42
05/21/2026	Coupon	438123AC5	182,741.57	HAROT 2023-4 A3 5.67 06/21/2028		816.11	816.11
05/21/2026	Principal Paydown	438123AC5	182,741.57	HAROT 2023-4 A3 5.67 06/21/2028	14,758.93		14,758.93
05/21/2026	Coupon	43813YAC6	607,392.26	HAROT 2024-3 A3 4.57 03/21/2029		2,329.61	2,329.61
05/21/2026	Principal Paydown	43813YAC6	607,392.26	HAROT 2024-3 A3 4.57 03/21/2029	37,522.75		37,522.75
05/21/2026	Coupon	43814VAC1	795,000.00	HAROT 2025-1 A3 4.57 09/21/2029		3,027.63	3,027.63
05/21/2026	Coupon	43815JAC7	20,305.57	HAROT 2023-1 A3 5.04 04/21/2027		79.39	79.39
05/21/2026	Principal Paydown	43815JAC7	20,305.57	HAROT 2023-1 A3 5.04 04/21/2027	8,556.61		8,556.61
05/25/2026	Coupon	05592XAD2	54,922.56	BMWOT 2023-A A3 5.47 02/25/2028		238.13	238.13
05/25/2026	Principal Paydown	05592XAD2	54,922.56	BMWOT 2023-A A3 5.47 02/25/2028	6,312.18		6,312.18
05/25/2026	Coupon	096919AD7	357,684.95	BMWOT 2024-A A3 5.18 02/26/2029		1,521.00	1,521.00
05/25/2026	Principal Paydown	096919AD7	357,684.95	BMWOT 2024-A A3 5.18 02/26/2029	21,829.22		21,829.22
05/25/2026	Coupon	096924AD7	680,000.00	BMWOT 2025-A A3 4.56 09/25/2029		2,584.00	2,584.00
05/25/2026	Coupon	3137F8ZV8	2,200,000.00	FHMS K-123 A2 1.621 12/25/2030		2,971.83	2,971.83
05/25/2026	Coupon	3137FG6X8	2,200,000.00	FHMS K-077 A2 3.85 05/25/2028		7,058.33	7,058.33
05/25/2026	Coupon	3137FNX54	2,000,000.00	FHMS K-097 A2 2.508 07/25/2029		4,180.00	4,180.00
05/25/2026	Coupon	3137FRUT6	1,500,000.00	FHMS K-106 A2 2.069 01/25/2030		2,586.25	2,586.25
05/25/2026	Coupon	3137HB2L7	2,000,000.00	FHMS K-753 A2 4.4 10/25/2030		7,333.33	7,333.33
May 2026 Total					**501,505.43**	**103,894.49**	**605,399.92**
JUNE 2026							
06/01/2026	Coupon	91282CHF1	2,600,000.00	UNITED STATES TREASURY 3.75 05/31/2030		48,750.00	48,750.00
06/01/2026	Coupon	91282CKT7	2,200,000.00	UNITED STATES TREASURY 4.5 05/31/2029		49,500.00	49,500.00
06/01/2026	Coupon	91282CMA6	2,400,000.00	UNITED STATES TREASURY 4.125 11/30/2029		49,500.00	49,500.00
06/05/2026	Coupon	64952WFK4	830,000.00	NEW YORK LIFE GLOBAL FUNDING 4.6 12/05/2029		19,090.00	19,090.00
06/08/2026	Coupon	3130AXQK7	2,000,000.00	FEDERAL HOME LOAN BANKS 4.75 12/08/2028		47,500.00	47,500.00
06/09/2026	Coupon	3130AEB25	2,000,000.00	FEDERAL HOME LOAN BANKS 3.25 06/09/2028		32,500.00	32,500.00
06/15/2026	Coupon	02582JKD1	1,055,000.00	AMXCA 2023-3 A 5.23 09/15/2026		4,598.04	4,598.04
06/15/2026	Coupon	05522RDJ4	505,000.00	BACCT 2024-1 A 4.93 05/15/2029		2,074.71	2,074.71
06/15/2026	Coupon	161571HT4	1,060,000.00	CHAIT 2023-1 A 5.16 09/15/2028		4,558.00	4,558.00

CASH FLOW REPORT

City of Orange | Account #10888 | As of March 31, 2026

Payment Date	Transaction Type	CUSIP	Quantity	Security Description	Principal Amount	Income	Total Amount
06/15/2026	Coupon	161571HZ0	900,000.00	CHAIT 2025-1 A 4.16 07/15/2030		3,120.00	3,120.00
06/15/2026	Coupon	44934QAD3	285,000.00	HART 2024-B A3 4.84 03/15/2029		1,073.47	1,073.47
06/15/2026	Principal Paydown	44934QAD3	285,000.00	HART 2024-B A3 4.84 03/15/2029	15,577.38		15,577.38
06/15/2026	Coupon	44935CAD3	635,000.00	HART 2025-A A3 4.32 10/15/2029		2,286.00	2,286.00
06/15/2026	Coupon	44935DAD1	330,000.00	HALST 2025-B A3 4.53 04/17/2028		1,245.75	1,245.75
06/15/2026	Coupon	47786WAD2	508,128.17	JDOT 2024-B A3 5.2 03/15/2029		1,915.60	1,915.60
06/15/2026	Principal Paydown	47786WAD2	508,128.17	JDOT 2024-B A3 5.2 03/15/2029	20,200.52		20,200.52
06/15/2026	Coupon	47800CAC0	103,373.67	JDOT 2023 A3 5.01 11/15/2027		333.25	333.25
06/15/2026	Principal Paydown	47800CAC0	103,373.67	JDOT 2023 A3 5.01 11/15/2027	13,100.06		13,100.06
06/15/2026	Coupon	47800DAD6	500,000.00	JDOT 2025 A3 4.23 09/17/2029		1,762.50	1,762.50
06/15/2026	Coupon	58768YAD7	530,000.00	MBALT 2025-A A3 4.61 04/16/2029		2,036.08	2,036.08
06/15/2026	Coupon	92970QAE5	560,000.00	WFCIT 2024-2 A 4.29 10/15/2029		2,002.00	2,002.00
06/22/2026	Coupon	36271VAD9	430,000.00	GMALT 2025-1 A3 4.66 02/21/2028		1,669.83	1,669.83
06/22/2026	Coupon	362962AD4	985,000.00	GMALT 2025-2 A3 4.58 05/22/2028		3,759.42	3,759.42
06/22/2026	Coupon	438123AC5	182,741.57	HAROT 2023-4 A3 5.67 06/21/2028		746.37	746.37
06/22/2026	Principal Paydown	438123AC5	182,741.57	HAROT 2023-4 A3 5.67 06/21/2028	12,416.46		12,416.46
06/22/2026	Coupon	43813YAC6	607,392.26	HAROT 2024-3 A3 4.57 03/21/2029		2,186.71	2,186.71
06/22/2026	Principal Paydown	43813YAC6	607,392.26	HAROT 2024-3 A3 4.57 03/21/2029	36,833.76		36,833.76
06/22/2026	Coupon	43814VAC1	795,000.00	HAROT 2025-1 A3 4.57 09/21/2029		3,027.63	3,027.63
06/22/2026	Coupon	43815JAC7	20,305.57	HAROT 2023-1 A3 5.04 04/21/2027		43.45	43.45
06/22/2026	Principal Paydown	43815JAC7	20,305.57	HAROT 2023-1 A3 5.04 04/21/2027	8,353.05		8,353.05
06/25/2026	Coupon	05592XAD2	54,922.56	BMWOT 2023-A A3 5.47 02/25/2028		209.36	209.36
06/25/2026	Principal Paydown	05592XAD2	54,922.56	BMWOT 2023-A A3 5.47 02/25/2028	6,199.18		6,199.18
06/25/2026	Coupon	096919AD7	357,684.95	BMWOT 2024-A A3 5.18 02/26/2029		1,426.77	1,426.77
06/25/2026	Principal Paydown	096919AD7	357,684.95	BMWOT 2024-A A3 5.18 02/26/2029	21,454.06		21,454.06
06/25/2026	Coupon	096924AD7	680,000.00	BMWOT 2025-A A3 4.56 09/25/2029		2,584.00	2,584.00
06/25/2026	Coupon	3137F8ZV8	2,200,000.00	FHMS K-123 A2 1.621 12/25/2030		2,971.83	2,971.83
06/25/2026	Coupon	3137FG6X8	2,200,000.00	FHMS K-077 A2 3.85 05/25/2028		7,058.33	7,058.33
06/25/2026	Coupon	3137FNX54	2,000,000.00	FHMS K-097 A2 2.508 07/25/2029		4,180.00	4,180.00
06/25/2026	Coupon	3137FRUT6	1,500,000.00	FHMS K-106 A2 2.069 01/25/2030		2,586.25	2,586.25
06/25/2026	Coupon	3137HB2L7	2,000,000.00	FHMS K-753 A2 4.4 10/25/2030		7,333.33	7,333.33
06/25/2026	Coupon	437076DC3	1,250,000.00	HOME DEPOT INC 4.75 06/25/2029		29,687.50	29,687.50

Payment Date	Transaction Type	CUSIP	Quantity	Security Description	Principal Amount	Income	Total Amount
June 2026 Total					**134,134.47**	**343,316.19**	**477,450.65**
JULY 2026							
07/08/2026	Coupon	14913UAX8	960,000.00	CATERPILLAR FINANCIAL SERVICES CORP 4.8 01/08/2030		23,040.00	23,040.00
07/09/2026	Coupon	59217GFT1	820,000.00	METROPOLITAN LIFE GLOBAL FUNDING I 4.9 01/09/2030		20,090.00	20,090.00
07/10/2026	Coupon	57629TBV8	1,200,000.00	MASSMUTUAL GLOBAL FUNDING II 4.95 01/10/2030		29,700.00	29,700.00
07/13/2026	Coupon	459058KT9	2,000,000.00	INTERNATIONAL BANK FOR RECONSTRUCTION AND DEVELOPM 3.5 07/12/2028		35,000.00	35,000.00
07/13/2026	Coupon	78016FZW7	1,000,000.00	ROYAL BANK OF CANADA 4.9 01/12/2028		24,500.00	24,500.00
07/15/2026	Coupon	02582JKD1	1,055,000.00	AMXCA 2023-3 A 5.23 09/15/2026		4,598.04	4,598.04
07/15/2026	Coupon	05522RDJ4	505,000.00	BACCT 2024-1 A 4.93 05/15/2029		2,074.71	2,074.71
07/15/2026	Coupon	161571HT4	1,060,000.00	CHAIT 2023-1 A 5.16 09/15/2028		4,558.00	4,558.00
07/15/2026	Coupon	161571HZ0	900,000.00	CHAIT 2025-1 A 4.16 07/15/2030		3,120.00	3,120.00
07/15/2026	Coupon	44934QAD3	285,000.00	HART 2024-B A3 4.84 03/15/2029		1,010.64	1,010.64
07/15/2026	Principal Paydown	44934QAD3	285,000.00	HART 2024-B A3 4.84 03/15/2029	15,280.31		15,280.31
07/15/2026	Coupon	44935CAD3	635,000.00	HART 2025-A A3 4.32 10/15/2029		2,286.00	2,286.00
07/15/2026	Coupon	44935DAD1	330,000.00	HALST 2025-B A3 4.53 04/17/2028		1,245.75	1,245.75
07/15/2026	Coupon	47786WAD2	508,128.17	JDOT 2024-B A3 5.2 03/15/2029		1,828.07	1,828.07
07/15/2026	Principal Paydown	47786WAD2	508,128.17	JDOT 2024-B A3 5.2 03/15/2029	22,782.70		22,782.70
07/15/2026	Coupon	47800CAC0	103,373.67	JDOT 2023 A3 5.01 11/15/2027		278.56	278.56
07/15/2026	Principal Paydown	47800CAC0	103,373.67	JDOT 2023 A3 5.01 11/15/2027	13,573.30		13,573.30
07/15/2026	Coupon	47800DAD6	500,000.00	JDOT 2025 A3 4.23 09/17/2029		1,762.50	1,762.50
07/15/2026	Coupon	58768YAD7	530,000.00	MBALT 2025-A A3 4.61 04/16/2029		2,036.08	2,036.08
07/15/2026	Coupon	828807EB9	1,400,000.00	SIMON PROPERTY GROUP LP 4.3 01/15/2031		30,434.44	30,434.44
07/15/2026	Coupon	91324PEU2	1,000,000.00	UNITEDHEALTH GROUP INC 4.25 01/15/2029		21,250.00	21,250.00
07/15/2026	Coupon	92970QAE5	560,000.00	WFCIT 2024-2 A 4.29 10/15/2029		2,002.00	2,002.00
07/20/2026	Coupon	06051GGF0	1,250,000.00	BANK OF AMERICA CORP 3.824 01/20/2028		23,900.00	23,900.00
07/20/2026	Coupon	36271VAD9	430,000.00	GMALT 2025-1 A3 4.66 02/21/2028		1,669.83	1,669.83
07/20/2026	Principal Paydown	36271VAD9	430,000.00	GMALT 2025-1 A3 4.66 02/21/2028	9,347.29		9,347.29
07/20/2026	Coupon	362962AD4	985,000.00	GMALT 2025-2 A3 4.58 05/22/2028		3,759.42	3,759.42

Payment Date	Transaction Type	CUSIP	Quantity	Security Description	Principal Amount	Income	Total Amount
07/21/2026	Coupon	438123AC5	182,741.57	HAROT 2023-4 A3 5.67 06/21/2028		687.70	687.70
07/21/2026	Principal Paydown	438123AC5	182,741.57	HAROT 2023-4 A3 5.67 06/21/2028	12,141.75		12,141.75
07/21/2026	Coupon	43813YAC6	607,392.26	HAROT 2024-3 A3 4.57 03/21/2029		2,046.43	2,046.43
07/21/2026	Principal Paydown	43813YAC6	607,392.26	HAROT 2024-3 A3 4.57 03/21/2029	36,059.58		36,059.58
07/21/2026	Coupon	43814VAC1	795,000.00	HAROT 2025-1 A3 4.57 09/21/2029		3,027.63	3,027.63
07/21/2026	Coupon	43815JAC7	20,305.57	HAROT 2023-1 A3 5.04 04/21/2027		8.37	8.37
07/21/2026	Effective Maturity	43815JAC7	20,305.57	HAROT 2023-1 A3 5.04 04/21/2027	1,992.11		1,992.11
07/24/2026	Coupon	46647PEV4	1,300,000.00	JPMORGAN CHASE & CO 5.14 01/24/2031		33,410.00	33,410.00
07/27/2026	Coupon	05592XAD2	54,922.56	BMWOT 2023-A A3 5.47 02/25/2028		181.10	181.10
07/27/2026	Principal Paydown	05592XAD2	54,922.56	BMWOT 2023-A A3 5.47 02/25/2028	6,078.71		6,078.71
07/27/2026	Coupon	096919AD7	357,684.95	BMWOT 2024-A A3 5.18 02/26/2029		1,334.16	1,334.16
07/27/2026	Principal Paydown	096919AD7	357,684.95	BMWOT 2024-A A3 5.18 02/26/2029	21,093.61		21,093.61
07/27/2026	Coupon	096924AD7	680,000.00	BMWOT 2025-A A3 4.56 09/25/2029		2,584.00	2,584.00
07/27/2026	Coupon	3137F8ZV8	2,200,000.00	FHMS K-123 A2 1.621 12/25/2030		2,971.83	2,971.83
07/27/2026	Coupon	3137FG6X8	2,200,000.00	FHMS K-077 A2 3.85 05/25/2028		7,058.33	7,058.33
07/27/2026	Coupon	3137FNX54	2,000,000.00	FHMS K-097 A2 2.508 07/25/2029		4,180.00	4,180.00
07/27/2026	Coupon	3137FRUT6	1,500,000.00	FHMS K-106 A2 2.069 01/25/2030		2,586.25	2,586.25
07/27/2026	Coupon	3137HB2L7	2,000,000.00	FHMS K-753 A2 4.4 10/25/2030		7,333.33	7,333.33
07/29/2026	Coupon	3130ANDF4	5,000,000.00	FEDERAL HOME LOAN BANKS 0.9 07/29/2026		22,500.00	22,500.00
07/29/2026	Final Maturity	3130ANDF4	5,000,000.00	FEDERAL HOME LOAN BANKS 0.9 07/29/2026	5,000,000.00		5,000,000.00
07/30/2026	Coupon	025816DY2	1,000,000.00	AMERICAN EXPRESS CO 5.085 01/30/2031		25,425.00	25,425.00
07/31/2026	Coupon	69371RS80	1,200,000.00	PACCAR FINANCIAL CORP 4.6 01/31/2029		27,600.00	27,600.00
07/31/2026	Coupon	91282CLC3	2,500,000.00	UNITED STATES TREASURY 4.0 07/31/2029		50,000.00	50,000.00
07/31/2026	Coupon	91282CMG3	2,500,000.00	UNITED STATES TREASURY 4.25 01/31/2030		53,125.00	53,125.00
07/31/2026	Coupon	91282CNN7	2,500,000.00	UNITED STATES TREASURY 3.875 07/31/2030		48,437.50	48,437.50
July 2026 Total					**5,138,349.35**	**534,640.68**	**5,672,990.03**
AUGUST 2026							
08/03/2026	Final Maturity	62479MH30	2,200,000.00	MUFG Bank, Ltd., New York Branch 08/03/2026	2,200,000.00		2,200,000.00
08/14/2026	Coupon	532457CQ9	705,000.00	ELI LILLY AND CO 4.2 08/14/2029		14,805.00	14,805.00
08/17/2026	Coupon	02079KBK2	1,300,000.00	ALPHABET INC 4.1 02/15/2031		26,946.11	26,946.11
08/17/2026	Coupon	02582JKD1	1,055,000.00	AMXCA 2023-3 A 5.23 09/15/2026		4,598.04	4,598.04
08/17/2026	Coupon	05522RDJ4	505,000.00	BACCT 2024-1 A 4.93 05/15/2029		2,074.71	2,074.71

City of Orange | Account #10888 | As of March 31, 2026

Payment Date	Transaction Type	CUSIP	Quantity	Security Description	Principal Amount	Income	Total Amount
08/17/2026	Coupon	161571HT4	1,060,000.00	CHAIT 2023-1 A 5.16 09/15/2028		4,558.00	4,558.00
08/17/2026	Coupon	161571HZ0	900,000.00	CHAIT 2025-1 A 4.16 07/15/2030		3,120.00	3,120.00
08/17/2026	Coupon	171239AL0	1,250,000.00	CHUBB INA HOLDINGS LLC 4.65 08/15/2029		29,062.50	29,062.50
08/17/2026	Coupon	44934QAD3	285,000.00	HART 2024-B A3 4.84 03/15/2029		949.01	949.01
08/17/2026	Principal Paydown	44934QAD3	285,000.00	HART 2024-B A3 4.84 03/15/2029	14,878.34		14,878.34
08/17/2026	Coupon	44935CAD3	635,000.00	HART 2025-A A3 4.32 10/15/2029		2,286.00	2,286.00
08/17/2026	Coupon	44935DAD1	330,000.00	HALST 2025-B A3 4.53 04/17/2028		1,245.75	1,245.75
08/17/2026	Coupon	47786WAD2	508,128.17	JDOT 2024-B A3 5.2 03/15/2029		1,729.34	1,729.34
08/17/2026	Principal Paydown	47786WAD2	508,128.17	JDOT 2024-B A3 5.2 03/15/2029	23,562.69		23,562.69
08/17/2026	Coupon	47800CAC0	103,373.67	JDOT 2023 A3 5.01 11/15/2027		221.89	221.89
08/17/2026	Principal Paydown	47800CAC0	103,373.67	JDOT 2023 A3 5.01 11/15/2027	12,616.20		12,616.20
08/17/2026	Coupon	47800DAD6	500,000.00	JDOT 2025 A3 4.23 09/17/2029		1,762.50	1,762.50
08/17/2026	Coupon	58768YAD7	530,000.00	MBALT 2025-A A3 4.61 04/16/2029		2,036.08	2,036.08
08/17/2026	Coupon	92970QAE5	560,000.00	WFCIT 2024-2 A 4.29 10/15/2029		2,002.00	2,002.00
08/18/2026	Coupon	713448FL7	1,500,000.00	PEPSICO INC 3.6 02/18/2028		27,000.00	27,000.00
08/20/2026	Coupon	36271VAD9	430,000.00	GMALT 2025-1 A3 4.66 02/21/2028		1,633.53	1,633.53
08/20/2026	Principal Paydown	36271VAD9	430,000.00	GMALT 2025-1 A3 4.66 02/21/2028	50,663.44		50,663.44
08/20/2026	Coupon	362962AD4	985,000.00	GMALT 2025-2 A3 4.58 05/22/2028		3,759.42	3,759.42
08/21/2026	Coupon	438123AC5	182,741.57	HAROT 2023-4 A3 5.67 06/21/2028		630.33	630.33
08/21/2026	Principal Paydown	438123AC5	182,741.57	HAROT 2023-4 A3 5.67 06/21/2028	11,812.31		11,812.31
08/21/2026	Coupon	43813YAC6	607,392.26	HAROT 2024-3 A3 4.57 03/21/2029		1,909.10	1,909.10
08/21/2026	Principal Paydown	43813YAC6	607,392.26	HAROT 2024-3 A3 4.57 03/21/2029	35,014.90		35,014.90
08/21/2026	Coupon	43814VAC1	795,000.00	HAROT 2025-1 A3 4.57 09/21/2029		3,027.63	3,027.63
08/25/2026	Coupon	05592XAD2	54,922.56	BMWOT 2023-A A3 5.47 02/25/2028		153.39	153.39
08/25/2026	Principal Paydown	05592XAD2	54,922.56	BMWOT 2023-A A3 5.47 02/25/2028	5,932.13		5,932.13
08/25/2026	Coupon	096919AD7	357,684.95	BMWOT 2024-A A3 5.18 02/26/2029		1,243.11	1,243.11
08/25/2026	Principal Paydown	096919AD7	357,684.95	BMWOT 2024-A A3 5.18 02/26/2029	20,547.40		20,547.40
08/25/2026	Coupon	096924AD7	680,000.00	BMWOT 2025-A A3 4.56 09/25/2029		2,584.00	2,584.00
08/25/2026	Principal Paydown	096924AD7	680,000.00	BMWOT 2025-A A3 4.56 09/25/2029	19,386.21		19,386.21
08/25/2026	Coupon	3137F8ZV8	2,200,000.00	FHMS K-123 A2 1.621 12/25/2030		2,971.83	2,971.83
08/25/2026	Coupon	3137FG6X8	2,200,000.00	FHMS K-077 A2 3.85 05/25/2028		7,058.33	7,058.33
08/25/2026	Coupon	3137FNX54	2,000,000.00	FHMS K-097 A2 2.508 07/25/2029		4,180.00	4,180.00

Payment Date	Transaction Type	CUSIP	Quantity	Security Description	Principal Amount	Income	Total Amount
08/25/2026	Coupon	3137FRUT6	1,500,000.00	FHMS K-106 A2 2.069 01/25/2030		2,586.25	2,586.25
08/25/2026	Coupon	3137HB2L7	2,000,000.00	FHMS K-753 A2 4.4 10/25/2030		7,333.33	7,333.33
08/26/2026	Coupon	17275RBR2	1,250,000.00	CISCO SYSTEMS INC 4.85 02/26/2029		30,312.50	30,312.50
08/28/2026	Coupon	857477CU5	1,285,000.00	STATE STREET CORP 4.536 02/28/2028		29,143.80	29,143.80
08/31/2026	Coupon	91282CFJ5	2,000,000.00	UNITED STATES TREASURY 3.125 08/31/2029		31,250.00	31,250.00
08/31/2026	Coupon	91282CGQ8	2,700,000.00	UNITED STATES TREASURY 4.0 02/28/2030		54,000.00	54,000.00
08/31/2026	Coupon	91282CKD2	1,500,000.00	UNITED STATES TREASURY 4.25 02/28/2029		31,875.00	31,875.00
08/31/2026	Coupon	91282CNX5	2,400,000.00	UNITED STATES TREASURY 3.625 08/31/2030		43,500.00	43,500.00
August 2026 Total					**2,394,413.63**	**383,548.50**	**2,777,962.13**
SEPTEMBER 2026							
09/08/2026	Coupon	24422EXD6	505,000.00	JOHN DEERE CAPITAL CORP 5.15 09/08/2026		13,003.75	13,003.75
09/08/2026	Final Maturity	24422EXD6	505,000.00	JOHN DEERE CAPITAL CORP 5.15 09/08/2026	505,000.00		505,000.00
09/09/2026	Coupon	002824BR0	1,000,000.00	ABBOTT LABORATORIES 3.7 03/09/2029		18,500.00	18,500.00
09/15/2026	Coupon	02582JKD1	1,055,000.00	AMXCA 2023-3 A 5.23 09/15/2026		4,598.04	4,598.04
09/15/2026	Final Maturity	02582JKD1	1,055,000.00	AMXCA 2023-3 A 5.23 09/15/2026	1,055,000.00		1,055,000.00
09/15/2026	Coupon	05522RDJ4	505,000.00	BACCT 2024-1 A 4.93 05/15/2029		2,074.71	2,074.71
09/15/2026	Coupon	161571HT4	1,060,000.00	CHAIT 2023-1 A 5.16 09/15/2028		4,558.00	4,558.00
09/15/2026	Effective Maturity	161571HT4	1,060,000.00	CHAIT 2023-1 A 5.16 09/15/2028	1,060,000.00		1,060,000.00
09/15/2026	Coupon	161571HZ0	900,000.00	CHAIT 2025-1 A 4.16 07/15/2030		3,120.00	3,120.00
09/15/2026	Coupon	3133EPDJ1	2,000,000.00	FEDERAL FARM CREDIT BANKS FUNDING CORP 4.375 09/15/2027		43,750.00	43,750.00
09/15/2026	Coupon	44934QAD3	285,000.00	HART 2024-B A3 4.84 03/15/2029		889.00	889.00
09/15/2026	Principal Paydown	44934QAD3	285,000.00	HART 2024-B A3 4.84 03/15/2029	14,627.73		14,627.73
09/15/2026	Coupon	44935CAD3	635,000.00	HART 2025-A A3 4.32 10/15/2029		2,286.00	2,286.00
09/15/2026	Coupon	44935DAD1	330,000.00	HALST 2025-B A3 4.53 04/17/2028		1,245.75	1,245.75
09/15/2026	Coupon	47786WAD2	508,128.17	JDOT 2024-B A3 5.2 03/15/2029		1,627.24	1,627.24
09/15/2026	Principal Paydown	47786WAD2	508,128.17	JDOT 2024-B A3 5.2 03/15/2029	25,659.50		25,659.50
09/15/2026	Coupon	47800CAC0	103,373.67	JDOT 2023 A3 5.01 11/15/2027		169.22	169.22
09/15/2026	Principal Paydown	47800CAC0	103,373.67	JDOT 2023 A3 5.01 11/15/2027	12,206.40		12,206.40
09/15/2026	Coupon	47800DAD6	500,000.00	JDOT 2025 A3 4.23 09/17/2029		1,762.50	1,762.50
09/15/2026	Coupon	58768YAD7	530,000.00	MBALT 2025-A A3 4.61 04/16/2029		2,036.08	2,036.08
09/15/2026	Coupon	92970QAE5	560,000.00	WFCIT 2024-2 A 4.29 10/15/2029		2,002.00	2,002.00

City of Orange | Account #10888 | As of March 31, 2026

Payment Date	Transaction Type	CUSIP	Quantity	Security Description	Principal Amount	Income	Total Amount
09/21/2026	Coupon	36271VAD9	430,000.00	GMALT 2025-1 A3 4.66 02/21/2028		1,436.79	1,436.79
09/21/2026	Principal Paydown	36271VAD9	430,000.00	GMALT 2025-1 A3 4.66 02/21/2028	62,024.38		62,024.38
09/21/2026	Coupon	362962AD4	985,000.00	GMALT 2025-2 A3 4.58 05/22/2028		3,759.42	3,759.42
09/21/2026	Coupon	438123AC5	182,741.57	HAROT 2023-4 A3 5.67 06/21/2028		574.52	574.52
09/21/2026	Principal Paydown	438123AC5	182,741.57	HAROT 2023-4 A3 5.67 06/21/2028	11,567.46		11,567.46
09/21/2026	Coupon	43813YAC6	607,392.26	HAROT 2024-3 A3 4.57 03/21/2029		1,775.76	1,775.76
09/21/2026	Principal Paydown	43813YAC6	607,392.26	HAROT 2024-3 A3 4.57 03/21/2029	34,268.55		34,268.55
09/21/2026	Coupon	43814VAC1	795,000.00	HAROT 2025-1 A3 4.57 09/21/2029		3,027.63	3,027.63
09/21/2026	Principal Paydown	43814VAC1	795,000.00	HAROT 2025-1 A3 4.57 09/21/2029	15,697.64		15,697.64
09/21/2026	Coupon	459058LR2	635,000.00	INTERNATIONAL BANK FOR RECONSTRUCTION AND DEVELOPM 4.125 03/20/2030		13,096.88	13,096.88
09/25/2026	Coupon	05592XAD2	54,922.56	BMWOT 2023-A A3 5.47 02/25/2028		126.35	126.35
09/25/2026	Principal Paydown	05592XAD2	54,922.56	BMWOT 2023-A A3 5.47 02/25/2028	5,823.62		5,823.62
09/25/2026	Coupon	096919AD7	357,684.95	BMWOT 2024-A A3 5.18 02/26/2029		1,154.41	1,154.41
09/25/2026	Principal Paydown	096919AD7	357,684.95	BMWOT 2024-A A3 5.18 02/26/2029	20,179.14		20,179.14
09/25/2026	Coupon	096924AD7	680,000.00	BMWOT 2025-A A3 4.56 09/25/2029		2,510.33	2,510.33
09/25/2026	Principal Paydown	096924AD7	680,000.00	BMWOT 2025-A A3 4.56 09/25/2029	37,607.86		37,607.86
09/25/2026	Coupon	3137F8ZV8	2,200,000.00	FHMS K-123 A2 1.621 12/25/2030		2,971.83	2,971.83
09/25/2026	Coupon	3137FG6X8	2,200,000.00	FHMS K-077 A2 3.85 05/25/2028		7,058.33	7,058.33
09/25/2026	Coupon	3137FNX54	2,000,000.00	FHMS K-097 A2 2.508 07/25/2029		4,180.00	4,180.00
09/25/2026	Coupon	3137FRUT6	1,500,000.00	FHMS K-106 A2 2.069 01/25/2030		2,586.25	2,586.25
09/25/2026	Coupon	3137HB2L7	2,000,000.00	FHMS K-753 A2 4.4 10/25/2030		7,333.33	7,333.33
09/28/2026	Coupon	40139LBJ1	1,300,000.00	GUARDIAN LIFE GLOBAL FUNDING 4.179 09/26/2029		27,163.50	27,163.50
09/28/2026	Coupon	57636QAP9	1,200,000.00	MASTERCARD INC 3.35 03/26/2030		20,100.00	20,100.00
09/30/2026	Coupon	91282CCZ2	3,000,000.00	UNITED STATES TREASURY 0.875 09/30/2026		13,125.00	13,125.00
09/30/2026	Final Maturity	91282CCZ2	3,000,000.00	UNITED STATES TREASURY 0.875 09/30/2026	3,000,000.00		3,000,000.00
09/30/2026	Coupon	91282CFL0	2,200,000.00	UNITED STATES TREASURY 3.875 09/30/2029		42,625.00	42,625.00
09/30/2026	Coupon	91282CGS4	2,500,000.00	UNITED STATES TREASURY 3.625 03/31/2030		45,312.50	45,312.50
09/30/2026	Coupon	91282CKG5	2,200,000.00	UNITED STATES TREASURY 4.125 03/31/2029		45,375.00	45,375.00
September 2026 Total					**5,859,662.27**	**346,915.11**	**6,206,577.39**

City of Orange | Account #10888 | As of March 31, 2026

Payment Date	Transaction Type	CUSIP	Quantity	Security Description	Principal Amount	Income	Total Amount
OCTOBER 2026							
10/13/2026	Coupon	713448FW3	380,000.00	PEPSICO INC 5.125 11/10/2026		8,114.58	8,114.58
10/13/2026	Effective Maturity	713448FW3	380,000.00	PEPSICO INC 5.125 11/10/2026	380,000.00		380,000.00
10/15/2026	Coupon	05522RDJ4	505,000.00	BACCT 2024-1 A 4.93 05/15/2029		2,074.71	2,074.71
10/15/2026	Coupon	161571HZ0	900,000.00	CHAIT 2025-1 A 4.16 07/15/2030		3,120.00	3,120.00
10/15/2026	Coupon	24422EYF0	1,000,000.00	JOHN DEERE CAPITAL CORP 4.375 10/15/2030		21,875.00	21,875.00
10/15/2026	Coupon	44934QAD3	285,000.00	HART 2024-B A3 4.84 03/15/2029		830.00	830.00
10/15/2026	Principal Paydown	44934QAD3	285,000.00	HART 2024-B A3 4.84 03/15/2029	14,077.87		14,077.87
10/15/2026	Coupon	44935CAD3	635,000.00	HART 2025-A A3 4.32 10/15/2029		2,286.00	2,286.00
10/15/2026	Coupon	44935DAD1	330,000.00	HALST 2025-B A3 4.53 04/17/2028		1,245.75	1,245.75
10/15/2026	Coupon	47786WAD2	508,128.17	JDOT 2024-B A3 5.2 03/15/2029		1,516.04	1,516.04
10/15/2026	Principal Paydown	47786WAD2	508,128.17	JDOT 2024-B A3 5.2 03/15/2029	24,343.56		24,343.56
10/15/2026	Coupon	47800CAC0	103,373.67	JDOT 2023 A3 5.01 11/15/2027		118.25	118.25
10/15/2026	Principal Paydown	47800CAC0	103,373.67	JDOT 2023 A3 5.01 11/15/2027	14,878.76		14,878.76
10/15/2026	Coupon	47800DAD6	500,000.00	JDOT 2025 A3 4.23 09/17/2029		1,762.50	1,762.50
10/15/2026	Coupon	58768YAD7	530,000.00	MBALT 2025-A A3 4.61 04/16/2029		2,036.08	2,036.08
10/15/2026	Coupon	92970QAE5	560,000.00	WFCIT 2024-2 A 4.29 10/15/2029		2,002.00	2,002.00
10/19/2026	Coupon	61747YFU4	2,200,000.00	MORGAN STANLEY 4.654 10/18/2030		51,194.00	51,194.00
10/20/2026	Coupon	36271VAD9	430,000.00	GMALT 2025-1 A3 4.66 02/21/2028		1,195.93	1,195.93
10/20/2026	Principal Paydown	36271VAD9	430,000.00	GMALT 2025-1 A3 4.66 02/21/2028	62,483.81		62,483.81
10/20/2026	Coupon	362962AD4	985,000.00	GMALT 2025-2 A3 4.58 05/22/2028		3,759.42	3,759.42
10/20/2026	Principal Paydown	362962AD4	985,000.00	GMALT 2025-2 A3 4.58 05/22/2028	108,820.97		108,820.97
10/21/2026	Coupon	438123AC5	182,741.57	HAROT 2023-4 A3 5.67 06/21/2028		519.86	519.86
10/21/2026	Principal Paydown	438123AC5	182,741.57	HAROT 2023-4 A3 5.67 06/21/2028	11,168.99		11,168.99
10/21/2026	Coupon	43813YAC6	607,392.26	HAROT 2024-3 A3 4.57 03/21/2029		1,645.25	1,645.25
10/21/2026	Principal Paydown	43813YAC6	607,392.26	HAROT 2024-3 A3 4.57 03/21/2029	32,970.33		32,970.33
10/21/2026	Coupon	43814VAC1	795,000.00	HAROT 2025-1 A3 4.57 09/21/2029		2,967.84	2,967.84
10/21/2026	Principal Paydown	43814VAC1	795,000.00	HAROT 2025-1 A3 4.57 09/21/2029	45,456.41		45,456.41
10/26/2026	Coupon	05592XAD2	54,922.56	BMWOT 2023-A A3 5.47 02/25/2028		99.81	99.81
10/26/2026	Principal Paydown	05592XAD2	54,922.56	BMWOT 2023-A A3 5.47 02/25/2028	5,112.32		5,112.32
10/26/2026	Coupon	096919AD7	357,684.95	BMWOT 2024-A A3 5.18 02/26/2029		1,067.31	1,067.31
10/26/2026	Principal Paydown	096919AD7	357,684.95	BMWOT 2024-A A3 5.18 02/26/2029	18,471.98		18,471.98

Payment Date	Transaction Type	CUSIP	Quantity	Security Description	Principal Amount	Income	Total Amount
10/26/2026	Coupon	096924AD7	680,000.00	BMWOT 2025-A A3 4.56 09/25/2029		2,367.42	2,367.42
10/26/2026	Principal Paydown	096924AD7	680,000.00	BMWOT 2025-A A3 4.56 09/25/2029	36,162.51		36,162.51
10/26/2026	Coupon	3137F8ZV8	2,200,000.00	FHMS K-123 A2 1.621 12/25/2030		2,971.83	2,971.83
10/26/2026	Coupon	3137FG6X8	2,200,000.00	FHMS K-077 A2 3.85 05/25/2028		7,058.33	7,058.33
10/26/2026	Coupon	3137FNX54	2,000,000.00	FHMS K-097 A2 2.508 07/25/2029		4,180.00	4,180.00
10/26/2026	Coupon	3137FRUT6	1,500,000.00	FHMS K-106 A2 2.069 01/25/2030		2,586.25	2,586.25
10/26/2026	Coupon	3137HB2L7	2,000,000.00	FHMS K-753 A2 4.4 10/25/2030		7,333.33	7,333.33
10/30/2026	Coupon	3133ERDH1	2,100,000.00	FEDERAL FARM CREDIT BANKS FUNDING CORP 4.75 04/30/2029		49,875.00	49,875.00
October 2026 Total					**753,947.52**	**185,802.51**	**939,750.03**
NOVEMBER 2026							
11/02/2026	Coupon	91282CFT3	2,500,000.00	UNITED STATES TREASURY 4.0 10/31/2029		50,000.00	50,000.00
11/02/2026	Coupon	91282CKP5	2,000,000.00	UNITED STATES TREASURY 4.625 04/30/2029		46,250.00	46,250.00
11/02/2026	Coupon	91282CMZ1	2,700,000.00	UNITED STATES TREASURY 3.875 04/30/2030		52,312.50	52,312.50
11/16/2026	Coupon	05522RDJ4	505,000.00	BACCT 2024-1 A 4.93 05/15/2029		2,074.71	2,074.71
11/16/2026	Coupon	161571HZ0	900,000.00	CHAIT 2025-1 A 4.16 07/15/2030		3,120.00	3,120.00
11/16/2026	Coupon	44934QAD3	285,000.00	HART 2024-B A3 4.84 03/15/2029		773.22	773.22
11/16/2026	Principal Paydown	44934QAD3	285,000.00	HART 2024-B A3 4.84 03/15/2029	13,806.85		13,806.85
11/16/2026	Coupon	44935CAD3	635,000.00	HART 2025-A A3 4.32 10/15/2029		2,286.00	2,286.00
11/16/2026	Principal Paydown	44935CAD3	635,000.00	HART 2025-A A3 4.32 10/15/2029	5,212.01		5,212.01
11/16/2026	Coupon	44935DAD1	330,000.00	HALST 2025-B A3 4.53 04/17/2028		1,245.75	1,245.75
11/16/2026	Principal Paydown	44935DAD1	330,000.00	HALST 2025-B A3 4.53 04/17/2028	26,230.75		26,230.75
11/16/2026	Coupon	47786WAD2	508,128.17	JDOT 2024-B A3 5.2 03/15/2029		1,410.56	1,410.56
11/16/2026	Principal Paydown	47786WAD2	508,128.17	JDOT 2024-B A3 5.2 03/15/2029	28,855.91		28,855.91
11/16/2026	Coupon	47800CAC0	103,373.67	JDOT 2023 A3 5.01 11/15/2027		56.14	56.14
11/16/2026	Effective Maturity	47800CAC0	103,373.67	JDOT 2023 A3 5.01 11/15/2027	13,445.69		13,445.69
11/16/2026	Coupon	47800DAD6	500,000.00	JDOT 2025 A3 4.23 09/17/2029		1,762.50	1,762.50
11/16/2026	Coupon	58768YAD7	530,000.00	MBALT 2025-A A3 4.61 04/16/2029		2,036.08	2,036.08
11/16/2026	Coupon	92970QAE5	560,000.00	WFCIT 2024-2 A 4.29 10/15/2029		2,002.00	2,002.00
11/17/2026	Coupon	58933YBH7	1,250,000.00	MERCK & CO INC 4.05 05/17/2028		25,312.50	25,312.50
11/20/2026	Coupon	36271VAD9	430,000.00	GMALT 2025-1 A3 4.66 02/21/2028		953.28	953.28
11/20/2026	Principal Paydown	36271VAD9	430,000.00	GMALT 2025-1 A3 4.66 02/21/2028	56,513.56		56,513.56

Payment Date	Transaction Type	CUSIP	Quantity	Security Description	Principal Amount	Income	Total Amount
11/20/2026	Coupon	362962AD4	985,000.00	GMALT 2025-2 A3 4.58 05/22/2028		3,344.08	3,344.08
11/20/2026	Principal Paydown	362962AD4	985,000.00	GMALT 2025-2 A3 4.58 05/22/2028	106,222.01		106,222.01
11/23/2026	Coupon	438123AC5	182,741.57	HAROT 2023-4 A3 5.67 06/21/2028		467.09	467.09
11/23/2026	Principal Paydown	438123AC5	182,741.57	HAROT 2023-4 A3 5.67 06/21/2028	10,921.25		10,921.25
11/23/2026	Coupon	43813YAC6	607,392.26	HAROT 2024-3 A3 4.57 03/21/2029		1,519.69	1,519.69
11/23/2026	Principal Paydown	43813YAC6	607,392.26	HAROT 2024-3 A3 4.57 03/21/2029	32,171.22		32,171.22
11/23/2026	Coupon	43814VAC1	795,000.00	HAROT 2025-1 A3 4.57 09/21/2029		2,794.73	2,794.73
11/23/2026	Principal Paydown	43814VAC1	795,000.00	HAROT 2025-1 A3 4.57 09/21/2029	44,380.59		44,380.59
11/25/2026	Coupon	05592XAD2	54,922.56	BMWOT 2023-A A3 5.47 02/25/2028		76.50	76.50
11/25/2026	Principal Paydown	05592XAD2	54,922.56	BMWOT 2023-A A3 5.47 02/25/2028	4,881.78		4,881.78
11/25/2026	Coupon	096919AD7	357,684.95	BMWOT 2024-A A3 5.18 02/26/2029		987.57	987.57
11/25/2026	Principal Paydown	096919AD7	357,684.95	BMWOT 2024-A A3 5.18 02/26/2029	18,115.48		18,115.48
11/25/2026	Coupon	096924AD7	680,000.00	BMWOT 2025-A A3 4.56 09/25/2029		2,230.01	2,230.01
11/25/2026	Principal Paydown	096924AD7	680,000.00	BMWOT 2025-A A3 4.56 09/25/2029	35,454.00		35,454.00
11/25/2026	Coupon	3137F8ZV8	2,200,000.00	FHMS K-123 A2 1.621 12/25/2030		2,971.83	2,971.83
11/25/2026	Coupon	3137FG6X8	2,200,000.00	FHMS K-077 A2 3.85 05/25/2028		7,058.33	7,058.33
11/25/2026	Coupon	3137FNX54	2,000,000.00	FHMS K-097 A2 2.508 07/25/2029		4,180.00	4,180.00
11/25/2026	Coupon	3137FRUT6	1,500,000.00	FHMS K-106 A2 2.069 01/25/2030		2,586.25	2,586.25
11/25/2026	Coupon	3137HB2L7	2,000,000.00	FHMS K-753 A2 4.4 10/25/2030		7,333.33	7,333.33
11/30/2026	Coupon	91282CHF1	2,600,000.00	UNITED STATES TREASURY 3.75 05/31/2030		48,750.00	48,750.00
11/30/2026	Coupon	91282CKT7	2,200,000.00	UNITED STATES TREASURY 4.5 05/31/2029		49,500.00	49,500.00
11/30/2026	Coupon	91282CMA6	2,400,000.00	UNITED STATES TREASURY 4.125 11/30/2029		49,500.00	49,500.00
November 2026 Total					**396,211.10**	**374,894.65**	**771,105.75**
DECEMBER 2026							
12/07/2026	Coupon	64952WFK4	830,000.00	NEW YORK LIFE GLOBAL FUNDING 4.6 12/05/2029		19,090.00	19,090.00
12/08/2026	Coupon	3130AXQK7	2,000,000.00	FEDERAL HOME LOAN BANKS 4.75 12/08/2028		47,500.00	47,500.00
12/09/2026	Coupon	3130AEB25	2,000,000.00	FEDERAL HOME LOAN BANKS 3.25 06/09/2028		32,500.00	32,500.00
12/15/2026	Coupon	05522RDJ4	505,000.00	BACCT 2024-1 A 4.93 05/15/2029		2,074.71	2,074.71
12/15/2026	Coupon	161571HZ0	900,000.00	CHAIT 2025-1 A 4.16 07/15/2030		3,120.00	3,120.00
12/15/2026	Coupon	44934QAD3	285,000.00	HART 2024-B A3 4.84 03/15/2029		717.53	717.53

City of Orange | Account #10888 | As of March 31, 2026

Payment Date	Transaction Type	CUSIP	Quantity	Security Description	Principal Amount	Income	Total Amount
12/15/2026	Principal Paydown	44934QAD3	285,000.00	HART 2024-B A3 4.84 03/15/2029	13,112.79		13,112.79
12/15/2026	Coupon	44935CAD3	635,000.00	HART 2025-A A3 4.32 10/15/2029		2,267.24	2,267.24
12/15/2026	Principal Paydown	44935CAD3	635,000.00	HART 2025-A A3 4.32 10/15/2029	36,379.35		36,379.35
12/15/2026	Coupon	44935DAD1	330,000.00	HALST 2025-B A3 4.53 04/17/2028		1,146.73	1,146.73
12/15/2026	Principal Paydown	44935DAD1	330,000.00	HALST 2025-B A3 4.53 04/17/2028	43,409.20		43,409.20
12/15/2026	Coupon	47786WAD2	508,128.17	JDOT 2024-B A3 5.2 03/15/2029		1,285.51	1,285.51
12/15/2026	Principal Paydown	47786WAD2	508,128.17	JDOT 2024-B A3 5.2 03/15/2029	19,078.55		19,078.55
12/15/2026	Coupon	47800DAD6	500,000.00	JDOT 2025 A3 4.23 09/17/2029		1,762.50	1,762.50
12/15/2026	Coupon	58768YAD7	530,000.00	MBALT 2025-A A3 4.61 04/16/2029		2,036.08	2,036.08
12/15/2026	Coupon	92970QAE5	560,000.00	WFCIT 2024-2 A 4.29 10/15/2029		2,002.00	2,002.00
12/21/2026	Coupon	36271VAD9	430,000.00	GMALT 2025-1 A3 4.66 02/21/2028		733.82	733.82
12/21/2026	Principal Paydown	36271VAD9	430,000.00	GMALT 2025-1 A3 4.66 02/21/2028	47,056.18		47,056.18
12/21/2026	Coupon	362962AD4	985,000.00	GMALT 2025-2 A3 4.58 05/22/2028		2,938.67	2,938.67
12/21/2026	Principal Paydown	362962AD4	985,000.00	GMALT 2025-2 A3 4.58 05/22/2028	135,135.17		135,135.17
12/21/2026	Coupon	438123AC5	182,741.57	HAROT 2023-4 A3 5.67 06/21/2028		415.49	415.49
12/21/2026	Principal Paydown	438123AC5	182,741.57	HAROT 2023-4 A3 5.67 06/21/2028	10,466.47		10,466.47
12/21/2026	Coupon	43813YAC6	607,392.26	HAROT 2024-3 A3 4.57 03/21/2029		1,397.17	1,397.17
12/21/2026	Principal Paydown	43813YAC6	607,392.26	HAROT 2024-3 A3 4.57 03/21/2029	30,680.06		30,680.06
12/21/2026	Coupon	43814VAC1	795,000.00	HAROT 2025-1 A3 4.57 09/21/2029		2,625.71	2,625.71
12/21/2026	Principal Paydown	43814VAC1	795,000.00	HAROT 2025-1 A3 4.57 09/21/2029	42,069.04		42,069.04
12/25/2026	Coupon	05592XAD2	54,922.56	BMWOT 2023-A A3 5.47 02/25/2028		54.25	54.25
12/25/2026	Principal Paydown	05592XAD2	54,922.56	BMWOT 2023-A A3 5.47 02/25/2028	4,700.18		4,700.18
12/25/2026	Coupon	096919AD7	357,684.95	BMWOT 2024-A A3 5.18 02/26/2029		909.37	909.37
12/25/2026	Principal Paydown	096919AD7	357,684.95	BMWOT 2024-A A3 5.18 02/26/2029	17,288.17		17,288.17
12/25/2026	Coupon	096924AD7	680,000.00	BMWOT 2025-A A3 4.56 09/25/2029		2,095.28	2,095.28
12/25/2026	Principal Paydown	096924AD7	680,000.00	BMWOT 2025-A A3 4.56 09/25/2029	32,310.29		32,310.29
12/25/2026	Coupon	3137F8ZV8	2,200,000.00	FHMS K-123 A2 1.621 12/25/2030		2,971.83	2,971.83
12/25/2026	Coupon	3137FG6X8	2,200,000.00	FHMS K-077 A2 3.85 05/25/2028		7,058.33	7,058.33
12/25/2026	Coupon	3137FNX54	2,000,000.00	FHMS K-097 A2 2.508 07/25/2029		4,180.00	4,180.00
12/25/2026	Coupon	3137FRUT6	1,500,000.00	FHMS K-106 A2 2.069 01/25/2030		2,586.25	2,586.25
12/25/2026	Coupon	3137HB2L7	2,000,000.00	FHMS K-753 A2 4.4 10/25/2030		7,333.33	7,333.33
12/28/2026	Coupon	437076DC3	1,250,000.00	HOME DEPOT INC 4.75 06/25/2029		29,687.50	29,687.50

Payment Date	Transaction Type	CUSIP	Quantity	Security Description	Principal Amount	Income	Total Amount
December 2026 Total					**431,685.45**	**180,489.31**	**612,174.76**
JANUARY 2027							
01/08/2027	Coupon	14913UAX8	960,000.00	CATERPILLAR FINANCIAL SERVICES CORP 4.8 01/08/2030		23,040.00	23,040.00
01/11/2027	Coupon	57629TBV8	1,200,000.00	MASSMUTUAL GLOBAL FUNDING II 4.95 01/10/2030		29,700.00	29,700.00
01/11/2027	Coupon	59217GFT1	820,000.00	METROPOLITAN LIFE GLOBAL FUNDING I 4.9 01/09/2030		20,090.00	20,090.00
01/12/2027	Coupon	459058KT9	2,000,000.00	INTERNATIONAL BANK FOR RECONSTRUCTION AND DEVELOPM 3.5 07/12/2028		35,000.00	35,000.00
01/12/2027	Coupon	78016FZW7	1,000,000.00	ROYAL BANK OF CANADA 4.9 01/12/2028		24,500.00	24,500.00
01/15/2027	Coupon	05522RDJ4	505,000.00	BACCT 2024-1 A 4.93 05/15/2029		2,074.71	2,074.71
01/15/2027	Coupon	161571HZ0	900,000.00	CHAIT 2025-1 A 4.16 07/15/2030		3,120.00	3,120.00
01/15/2027	Coupon	44934QAD3	285,000.00	HART 2024-B A3 4.84 03/15/2029		664.64	664.64
01/15/2027	Principal Paydown	44934QAD3	285,000.00	HART 2024-B A3 4.84 03/15/2029	12,894.96		12,894.96
01/15/2027	Coupon	44935CAD3	635,000.00	HART 2025-A A3 4.32 10/15/2029		2,136.27	2,136.27
01/15/2027	Principal Paydown	44935CAD3	635,000.00	HART 2025-A A3 4.32 10/15/2029	35,628.99		35,628.99
01/15/2027	Coupon	44935DAD1	330,000.00	HALST 2025-B A3 4.53 04/17/2028		982.86	982.86
01/15/2027	Principal Paydown	44935DAD1	330,000.00	HALST 2025-B A3 4.53 04/17/2028	38,047.28		38,047.28
01/15/2027	Coupon	47786WAD2	508,128.17	JDOT 2024-B A3 5.2 03/15/2029		1,202.84	1,202.84
01/15/2027	Principal Paydown	47786WAD2	508,128.17	JDOT 2024-B A3 5.2 03/15/2029	27,332.63		27,332.63
01/15/2027	Coupon	47800DAD6	500,000.00	JDOT 2025 A3 4.23 09/17/2029		1,762.50	1,762.50
01/15/2027	Principal Paydown	47800DAD6	500,000.00	JDOT 2025 A3 4.23 09/17/2029	4,189.40		4,189.40
01/15/2027	Coupon	58768YAD7	530,000.00	MBALT 2025-A A3 4.61 04/16/2029		2,036.08	2,036.08
01/15/2027	Coupon	828807EB9	1,400,000.00	SIMON PROPERTY GROUP LP 4.3 01/15/2031		30,100.00	30,100.00
01/15/2027	Coupon	91324PEU2	1,000,000.00	UNITEDHEALTH GROUP INC 4.25 01/15/2029		21,250.00	21,250.00
01/15/2027	Coupon	92970QAE5	560,000.00	WFCIT 2024-2 A 4.29 10/15/2029		2,002.00	2,002.00
01/20/2027	Coupon	06051GGF0	1,250,000.00	BANK OF AMERICA CORP 3.824 01/20/2028		23,900.00	23,900.00
01/20/2027	Effective Maturity	06051GGF0	1,250,000.00	BANK OF AMERICA CORP 3.824 01/20/2028	1,250,000.00		1,250,000.00
01/20/2027	Coupon	36271VAD9	430,000.00	GMALT 2025-1 A3 4.66 02/21/2028		551.09	551.09
01/20/2027	Principal Paydown	36271VAD9	430,000.00	GMALT 2025-1 A3 4.66 02/21/2028	42,883.87		42,883.87
01/20/2027	Coupon	362962AD4	985,000.00	GMALT 2025-2 A3 4.58 05/22/2028		2,422.90	2,422.90

City of Orange | Account #10888 | As of March 31, 2026

Payment Date	Transaction Type	CUSIP	Quantity	Security Description	Principal Amount	Income	Total Amount
01/20/2027	Principal Paydown	362962AD4	985,000.00	GMALT 2025-2 A3 4.58 05/22/2028	138,454.58		138,454.58
01/21/2027	Coupon	438123AC5	182,741.57	HAROT 2023-4 A3 5.67 06/21/2028		366.03	366.03
01/21/2027	Principal Paydown	438123AC5	182,741.57	HAROT 2023-4 A3 5.67 06/21/2028	10,258.79		10,258.79
01/21/2027	Coupon	43813YAC6	607,392.26	HAROT 2024-3 A3 4.57 03/21/2029		1,280.33	1,280.33
01/21/2027	Principal Paydown	43813YAC6	607,392.26	HAROT 2024-3 A3 4.57 03/21/2029	30,037.78		30,037.78
01/21/2027	Coupon	43814VAC1	795,000.00	HAROT 2025-1 A3 4.57 09/21/2029		2,465.50	2,465.50
01/21/2027	Principal Paydown	43814VAC1	795,000.00	HAROT 2025-1 A3 4.57 09/21/2029	41,224.95		41,224.95
01/25/2027	Coupon	05592XAD2	54,922.56	BMWOT 2023-A A3 5.47 02/25/2028		32.83	32.83
01/25/2027	Principal Paydown	05592XAD2	54,922.56	BMWOT 2023-A A3 5.47 02/25/2028	4,626.89		4,626.89
01/25/2027	Coupon	096919AD7	357,684.95	BMWOT 2024-A A3 5.18 02/26/2029		834.74	834.74
01/25/2027	Principal Paydown	096919AD7	357,684.95	BMWOT 2024-A A3 5.18 02/26/2029	17,001.63		17,001.63
01/25/2027	Coupon	096924AD7	680,000.00	BMWOT 2025-A A3 4.56 09/25/2029		1,972.50	1,972.50
01/25/2027	Principal Paydown	096924AD7	680,000.00	BMWOT 2025-A A3 4.56 09/25/2029	31,773.33		31,773.33
01/25/2027	Coupon	3137F8ZV8	2,200,000.00	FHMS K-123 A2 1.621 12/25/2030		2,971.83	2,971.83
01/25/2027	Coupon	3137FG6X8	2,200,000.00	FHMS K-077 A2 3.85 05/25/2028		7,058.33	7,058.33
01/25/2027	Coupon	3137FNX54	2,000,000.00	FHMS K-097 A2 2.508 07/25/2029		4,180.00	4,180.00
01/25/2027	Coupon	3137FRUT6	1,500,000.00	FHMS K-106 A2 2.069 01/25/2030		2,586.25	2,586.25
01/25/2027	Coupon	3137HB2L7	2,000,000.00	FHMS K-753 A2 4.4 10/25/2030		7,333.33	7,333.33
01/25/2027	Coupon	46647PEV4	1,300,000.00	JPMORGAN CHASE & CO 5.14 01/24/2031		33,410.00	33,410.00
January 2027 Total					**1,684,355.08**	**291,027.58**	**1,975,382.66**
FEBRUARY 2027							
02/01/2027	Coupon	025816DY2	1,000,000.00	AMERICAN EXPRESS CO 5.085 01/30/2031		25,425.00	25,425.00
02/01/2027	Coupon	69371RS80	1,200,000.00	PACCAR FINANCIAL CORP 4.6 01/31/2029		27,600.00	27,600.00
02/01/2027	Coupon	91282CLC3	2,500,000.00	UNITED STATES TREASURY 4.0 07/31/2029		50,000.00	50,000.00
02/01/2027	Coupon	91282CMG3	2,500,000.00	UNITED STATES TREASURY 4.25 01/31/2030		53,125.00	53,125.00
02/01/2027	Coupon	91282CNN7	2,500,000.00	UNITED STATES TREASURY 3.875 07/31/2030		48,437.50	48,437.50
02/15/2027	Coupon	05522RDJ4	505,000.00	BACCT 2024-1 A 4.93 05/15/2029		2,074.71	2,074.71
02/15/2027	Coupon	161571HZ0	900,000.00	CHAIT 2025-1 A 4.16 07/15/2030		3,120.00	3,120.00
02/15/2027	Coupon	44934QAD3	285,000.00	HART 2024-B A3 4.84 03/15/2029		612.63	612.63
02/15/2027	Principal Paydown	44934QAD3	285,000.00	HART 2024-B A3 4.84 03/15/2029	12,242.96		12,242.96
02/15/2027	Coupon	44935CAD3	635,000.00	HART 2025-A A3 4.32 10/15/2029		2,008.01	2,008.01
02/15/2027	Principal Paydown	44935CAD3	635,000.00	HART 2025-A A3 4.32 10/15/2029	35,285.83		35,285.83

City of Orange | Account #10888 | As of March 31, 2026

Payment Date	Transaction Type	CUSIP	Quantity	Security Description	Principal Amount	Income	Total Amount
02/15/2027	Coupon	44935DAD1	330,000.00	HALST 2025-B A3 4.53 04/17/2028		839.23	839.23
02/15/2027	Principal Paydown	44935DAD1	330,000.00	HALST 2025-B A3 4.53 04/17/2028	41,147.40		41,147.40
02/15/2027	Coupon	47786WAD2	508,128.17	JDOT 2024-B A3 5.2 03/15/2029		1,084.40	1,084.40
02/15/2027	Principal Paydown	47786WAD2	508,128.17	JDOT 2024-B A3 5.2 03/15/2029	24,769.55		24,769.55
02/15/2027	Coupon	47800DAD6	500,000.00	JDOT 2025 A3 4.23 09/17/2029		1,747.73	1,747.73
02/15/2027	Principal Paydown	47800DAD6	500,000.00	JDOT 2025 A3 4.23 09/17/2029	34,107.44		34,107.44
02/15/2027	Coupon	58768YAD7	530,000.00	MBALT 2025-A A3 4.61 04/16/2029		2,036.08	2,036.08
02/15/2027	Principal Paydown	58768YAD7	530,000.00	MBALT 2025-A A3 4.61 04/16/2029	21,958.94		21,958.94
02/16/2027	Coupon	02079KBK2	1,300,000.00	ALPHABET INC 4.1 02/15/2031		26,650.00	26,650.00
02/16/2027	Coupon	171239AL0	1,250,000.00	CHUBB INA HOLDINGS LLC 4.65 08/15/2029		29,062.50	29,062.50
02/16/2027	Coupon	532457CQ9	705,000.00	ELI LILLY AND CO 4.2 08/14/2029		14,805.00	14,805.00
02/16/2027	Coupon	92970QAE5	560,000.00	WFCIT 2024-2 A 4.29 10/15/2029		2,002.00	2,002.00
02/18/2027	Coupon	713448FL7	1,500,000.00	PEPSICO INC 3.6 02/18/2028		27,000.00	27,000.00
02/22/2027	Coupon	36271VAD9	430,000.00	GMALT 2025-1 A3 4.66 02/21/2028		384.56	384.56
02/22/2027	Principal Paydown	36271VAD9	430,000.00	GMALT 2025-1 A3 4.66 02/21/2028	41,913.43		41,913.43
02/22/2027	Coupon	362962AD4	985,000.00	GMALT 2025-2 A3 4.58 05/22/2028		1,894.47	1,894.47
02/22/2027	Principal Paydown	362962AD4	985,000.00	GMALT 2025-2 A3 4.58 05/22/2028	112,062.74		112,062.74
02/22/2027	Coupon	438123AC5	182,741.57	HAROT 2023-4 A3 5.67 06/21/2028		317.56	317.56
02/22/2027	Principal Paydown	438123AC5	182,741.57	HAROT 2023-4 A3 5.67 06/21/2028	10,089.26		10,089.26
02/22/2027	Coupon	43813YAC6	607,392.26	HAROT 2024-3 A3 4.57 03/21/2029		1,165.94	1,165.94
02/22/2027	Principal Paydown	43813YAC6	607,392.26	HAROT 2024-3 A3 4.57 03/21/2029	29,520.74		29,520.74
02/22/2027	Coupon	43814VAC1	795,000.00	HAROT 2025-1 A3 4.57 09/21/2029		2,308.50	2,308.50
02/22/2027	Principal Paydown	43814VAC1	795,000.00	HAROT 2025-1 A3 4.57 09/21/2029	40,606.86		40,606.86
02/25/2027	Coupon	05592XAD2	54,922.56	BMWOT 2023-A A3 5.47 02/25/2028		11.73	11.73
02/25/2027	Effective Maturity	05592XAD2	54,922.56	BMWOT 2023-A A3 5.47 02/25/2028	2,574.36		2,574.36
02/25/2027	Coupon	096919AD7	357,684.95	BMWOT 2024-A A3 5.18 02/26/2029		761.35	761.35
02/25/2027	Principal Paydown	096919AD7	357,684.95	BMWOT 2024-A A3 5.18 02/26/2029	16,802.64		16,802.64
02/25/2027	Coupon	096924AD7	680,000.00	BMWOT 2025-A A3 4.56 09/25/2029		1,851.76	1,851.76
02/25/2027	Principal Paydown	096924AD7	680,000.00	BMWOT 2025-A A3 4.56 09/25/2029	31,451.56		31,451.56
02/25/2027	Coupon	3137F8ZV8	2,200,000.00	FHMS K-123 A2 1.621 12/25/2030		2,971.83	2,971.83
02/25/2027	Coupon	3137FG6X8	2,200,000.00	FHMS K-077 A2 3.85 05/25/2028		7,058.33	7,058.33
02/25/2027	Coupon	3137FNX54	2,000,000.00	FHMS K-097 A2 2.508 07/25/2029		4,180.00	4,180.00

City of Orange | Account #10888 | As of March 31, 2026

Payment Date	Transaction Type	CUSIP	Quantity	Security Description	Principal Amount	Income	Total Amount
02/25/2027	Coupon	3137FRUT6	1,500,000.00	FHMS K-106 A2 2.069 01/25/2030		2,586.25	2,586.25
02/25/2027	Coupon	3137HB2L7	2,000,000.00	FHMS K-753 A2 4.4 10/25/2030		7,333.33	7,333.33
02/26/2027	Coupon	17275RBR2	1,250,000.00	CISCO SYSTEMS INC 4.85 02/26/2029		30,312.50	30,312.50
February 2027 Total					**454,533.69**	**380,767.91**	**835,301.60**
Grand Total			**420,965,552.46**		**17,858,571.71**	**3,466,085.96**	**21,324,657.66**

Chandler Asset Management, Inc. (“Chandler”) is an SEC registered investment adviser. For additional information about our firm, please see our current disclosures (Form ADV). To obtain a copy of our current disclosures, you may contact your client service representative by calling the number on the front of this statement or you may visit our website at www.chandlerasset.com.

Information contained in this monthly statement is confidential and is provided for informational purposes only and should not be construed as specific investment or legal advice. The information contained herein was obtained from sources believed to be reliable as of the date of this statement, but may become outdated or superseded at any time without notice.

Custody: Your qualified custodian bank maintains control of all assets reflected in this statement and we urge you to compare this statement to the one you receive from your qualified custodian. Chandler does not have any authority to withdraw or deposit funds from/to the custodian account.

Valuation: Prices are provided by IDC, an independent pricing source. In the event IDC does not provide a price or if the price provided is not reflective of fair market value, Chandler will obtain pricing from an alternative approved third party pricing source in accordance with our written valuation policy and procedures. Our valuation procedures are also disclosed in Item 5 of our Form ADV Part 2A.

Performance: Performance results are presented gross-of-advisory fees and represent the client’s Total Return. The deduction of advisory fees lowers performance results. These results include the reinvestment of dividends and other earnings. Past performance may not be indicative of future results. Therefore, clients should not assume that future performance of any specific investment or investment strategy will be profitable or equal to past performance levels. All investment strategies have the potential for profit or loss. Economic factors, market conditions or changes in investment strategies, contributions or withdrawals may materially alter the performance and results of your portfolio.

Source ICE Data Indices, LLC (“ICE”), used with permission. ICE PERMITS USE OF THE ICE INDICES AND RELATED DATA ON AN “AS IS” BASIS; ICE, ITS AFFILIATES AND THEIR RESPECTIVE THIRD PARTY SUPPLIERS DISCLAIM ANY AND ALL WARRANTIES AND REPRESENTATIONS, EXPRESS AND/OR IMPLIED, INCLUDING ANY WARRANTIES OF MERCHANTABILITY OR FITNESS FOR A PARTICULAR PURPOSE OR USE, INCLUDING THE INDICES, INDEX DATA AND ANY DATA INCLUDED IN, RELATED TO, OR DERIVED THEREFROM. NEITHER ICE DATA, ITS AFFILIATES OR THEIR RESPECTIVE THIRD PARTY PROVIDERS GUARANTEE THE QUALITY, ADEQUACY, ACCURACY, TIMELINESS OR COMPLETENESS OF THE INDICES OR THE INDEX DATA OR ANY COMPONENT THEREOF, AND THE INDICES AND INDEX DATA AND ALL COMPONENTS THEREOF ARE PROVIDED ON AN “AS IS” BASIS AND LICENSEE’S USE IS AT LICENSEE’S OWN RISK. ICE DATA, ITS AFFILIATES AND THEIR RESPECTIVE THIRD PARTY DO NOT SPONSOR, ENDORSE, OR RECOMMEND CHANDLER, OR ANY OF ITS PRODUCTS OR SERVICES.

Index returns assume reinvestment of all distributions. Historical performance results for investment indexes generally do not reflect the deduction of transaction and/or custodial charges or the deduction of an investment management fee, the incurrence of which would have the effect of decreasing historical performance results. It is not possible to invest directly in an index.

Ratings: Ratings information have been provided by Moody’s, S&P and Fitch through data feeds we believe to be reliable as of the date of this statement, however we cannot guarantee its accuracy.

Security level ratings for U.S. Agency issued mortgage-backed securities (“MBS”) reflect the issuer rating because the securities themselves are not rated. The issuing U.S. Agency guarantees the full and timely payment of both principal and interest.

LGIP Yields: Reported yields for local government investment pools may be presented as either the 30-day yield or the monthly distribution yield, as applicable. For certain funds, the 30-day yield is calculated using reported daily yield data. Yield calculations are subject to change and may not be directly comparable across funds.

LAIF Yields: Additional Disclosure for CA Clients - As a result of a reporting lag from the Local Agency Investment Fund (LAIF), reported LAIF yields represent the most recently available Daily Effective Yield and may reflect data from approximately 7–10 days prior to month-end.

Benchmark	Disclosure
ICE BofA 1-5 Yr US Treasury & Agency Index	The ICE BofA 1-5 Year US Treasury & Agency Index tracks the performance of US dollar denominated US Treasury and nonsubordinated US agency debt issued in the US domestic market. Qualifying securities must have an investment grade rating (based on an average of Moody's, S&P and Fitch). Qualifying securities must have at least one year remaining term to final maturity and less than five years remaining term to final maturity, at least 18 months to maturity at time of issuance, a fixed coupon schedule, and a minimum amount outstanding of $1 billion for sovereigns and $250 million for agencies.